

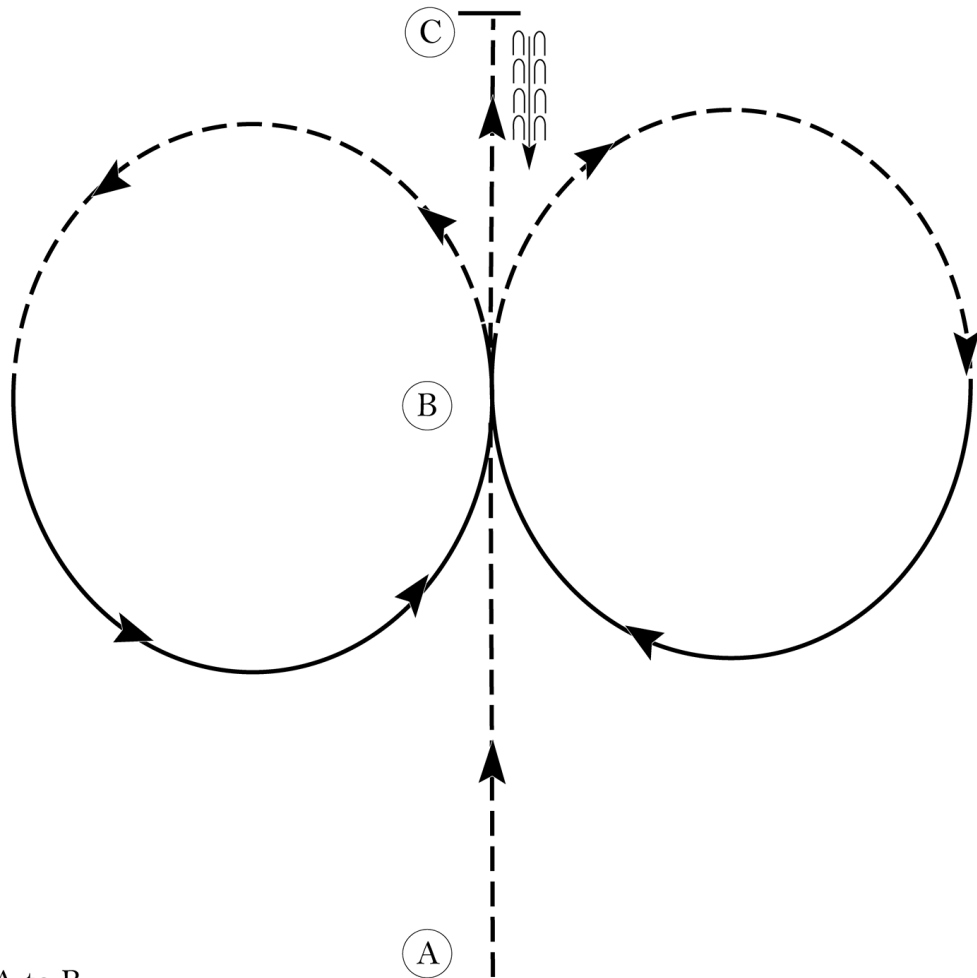
# Wooly Winter Open

## Equitation Youth/Non Pro

Show Date: 01-22-2022

www.HorseShowPatterns.com

www.HorseShowPatterns.com



1. Sitting trot A to B
2. At B posting trot on the left diagonal in a half circle.
3. Canter on the right lead back to B.
4. Posting trot on the right diagonal in a half circle.
5. Canter on the left lead back to B.
6. Sitting trot to C.
7. Stop at C and back approximately one horse length.

Exit at a sitting trot.

Walk	-----
Trot	- - - - -
Extended Trot	— — — — —
Canter	—————
Leg Yield	
Lead Change	— / —
Back	← ← ← ← ←
Marker	Ⓚ
Sidepass	← — — — — ←
Hand Gallop	— — — — —

[HSE/2-21]

Pattern Provided by:

TTU

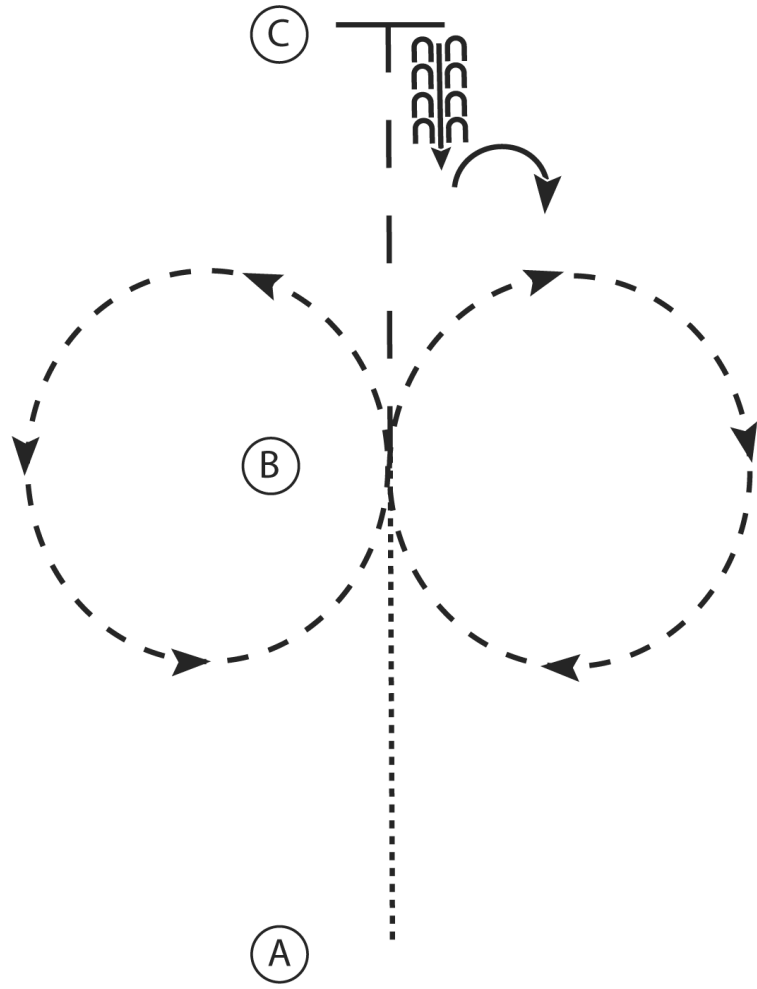
# Wooly Winter Open

## Walk Trot Equitation

Show Date: 01-22-2022

w w w . H o r s e S h o w P a t t e r n s . c o m

w w w . H o r s e S h o w P a t t e r n s . c o m



1. Walk A to B
2. Sitting trot circle to the right
3. Posting trot circle to the left
4. At B extend the trot to C
5. Stop at C and back 4 steps
6. Perform a 90 degree turn to the right

Walk	.....
Trot	-----
Extended Trot	-----
Canter	—————
Leg Yield	
Lead Change	↘
Back	←←←←
Marker	⊙ B
Sidepass	←-----→

[HSE/WT-1]

Pattern Provided by:

TTU

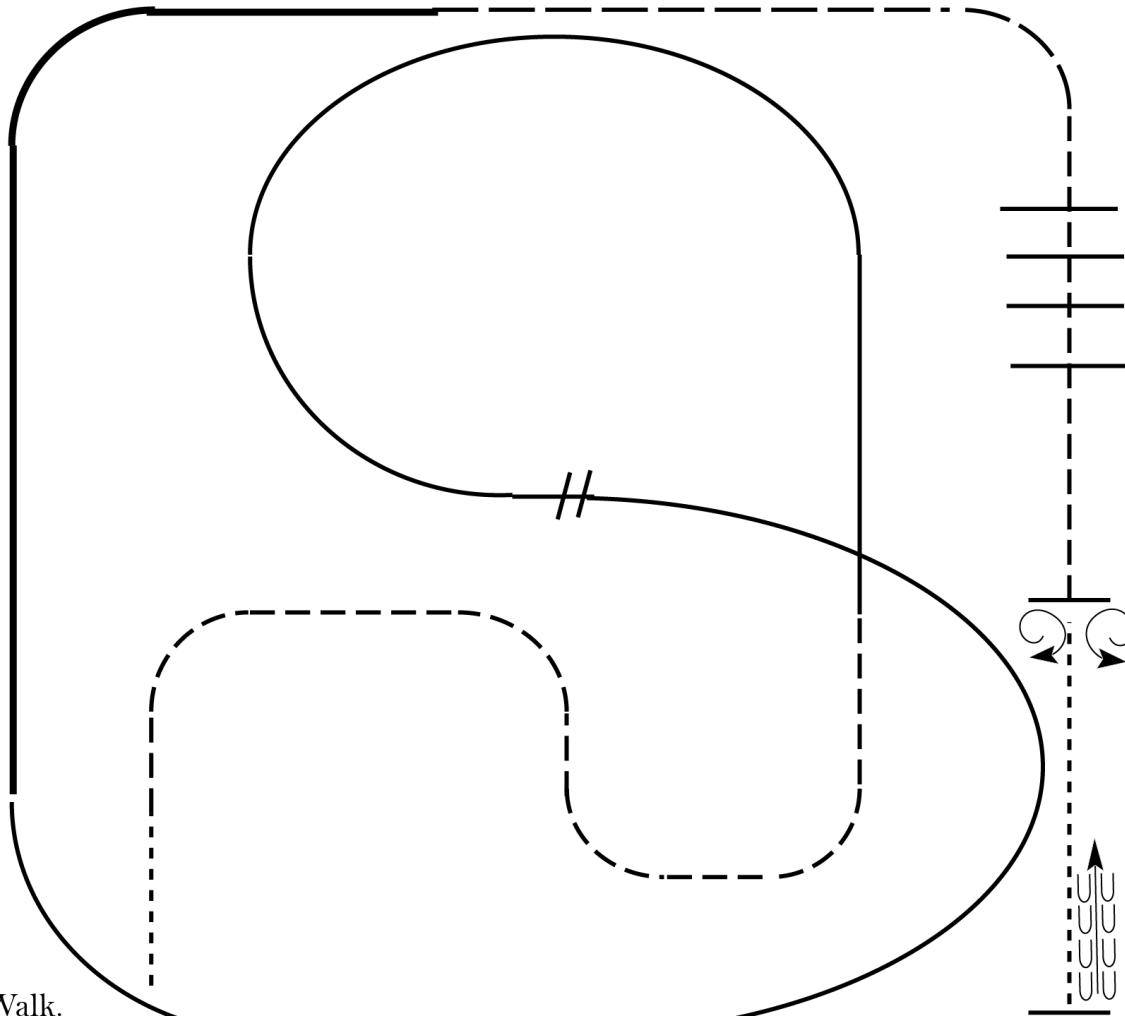
# Wooly Winter Open

## All Ranch Riding

Show Date: 01-22-2022

www.HorseShowPatterns.com

www.HorseShowPatterns.com



1. Walk.
2. Trot serpentine
3. Lope left lead around end of arena and then diagonally across arena.
4. Change leads (simple or flying) and
5. Lope on the right lead around end of the arena.
6. Extend lope on the straight away around corner to center of arena.
7. Extend trot around corner of arena
8. Collect to a trot
9. Trot over poles
10. Stop do a 360 turn each direction (either direction 1st)
11. Walk, stop and back.

<b>Walk</b>	-----
<b>Jog</b>	- - - - -
<b>Extended Jog</b>	— — — — —
<b>Lope</b>	
<b>Lead Change</b>	//
<b>Back</b>	← ← ← ← ←
<b>Marker</b>	ⓑ

[RR/4]

Pattern Provided by:

TTU

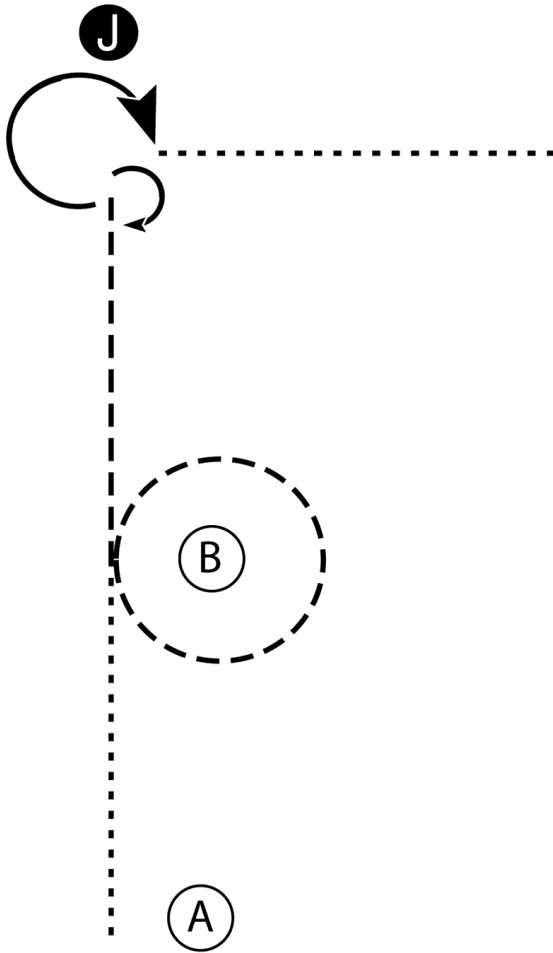
# Wooly Winter Open

## All Showmanship


Show Date: 01-22-2022

w w w . H o r s e S h o w P a t t e r n s . c o m

w w w . H o r s e S h o w P a t t e r n s . c o m



1. Walk from A to B.
2. At B trot. Trot a circle around B and continue to the Judge.
3. Stop and perform a 180 degree turn. Set up for inspection.
4. When dismissed perform a 270 degree turn.
5. Walk straight away from the Judge.

Walk .....  
Trot - - - - -  
Back ←   
Marker (B)  
Judge (J)

[S/2-9]

Pattern Provided by:

*TTU*

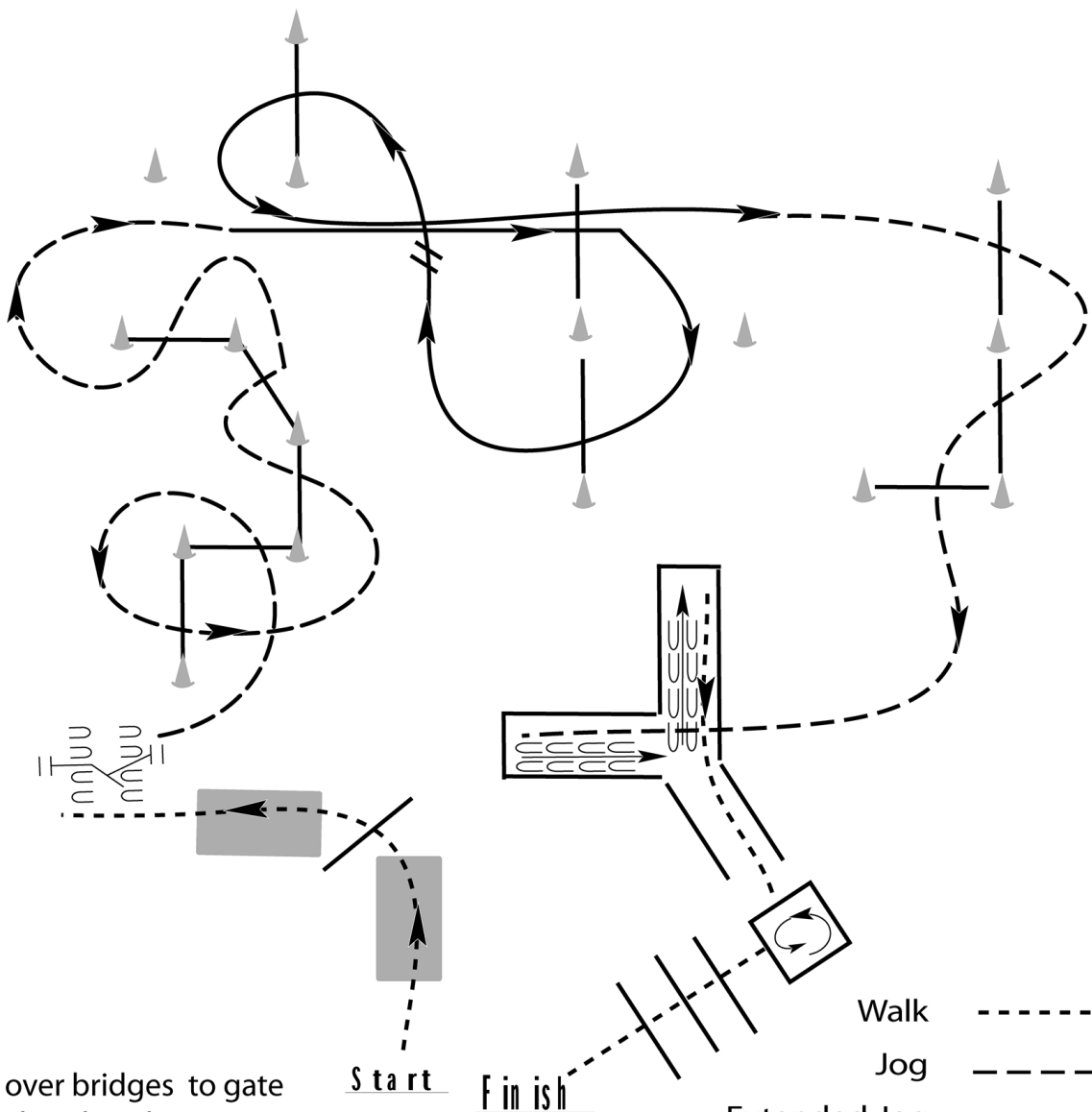
# Wooly Winter Open

## Trail

Show Date: 01-22-2022

www.HorseShowPatterns.com

www.HorseShowPatterns.com



1. Walk over bridges to gate
2. Right hand push gate
3. Jog over poles
4. Lope over poles on right lead; change leads
5. Lope over poles on left lead
6. Jog over poles and into chute
7. Back L
8. Walk out of chute and into box
9. 3/4 turn to left in box
10. Walk over poles to finish

Walk	-----
Jog	-----
Extended Jog	-----
Lope	-----
Leg Yield	
Lead Change	-----
Back	←←←←←
Marker	(B)
Sidepass	←-----→

[T/2-17]

Pattern Provided by:

**TTU**

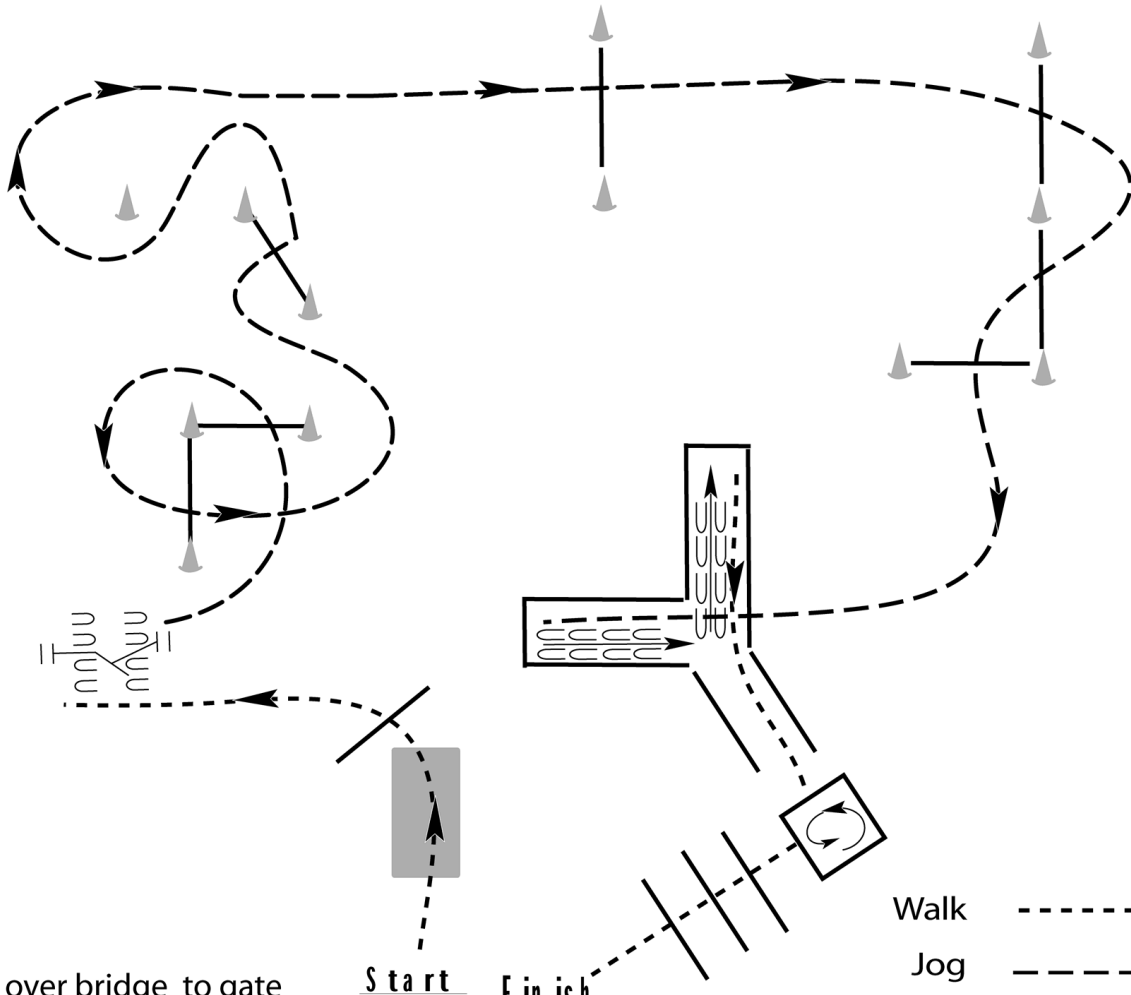
# Wooly Winter Open

## Walk Trot Trail

Show Date: 01-22-2022

www.HorseShowPatterns.com

www.HorseShowPatterns.com



1. Walk over bridge to gate
2. Right hand push gate
3. Jog over poles and into chute
4. Back L
5. Walk out of chute and into box
6. 3/4 turn to left in box
7. Walk over poles to finish

Start

Finish

Walk	-----
Jog	- - - - -
Extended Jog	- - - - -
Lope	—————
Leg Yield	
Lead Change	— / —
Back	← ← ← ← ←
Marker	⊙ B
Sidepass	← — — — — →

[TWT-17]

Pattern Provided by:

**TTU**

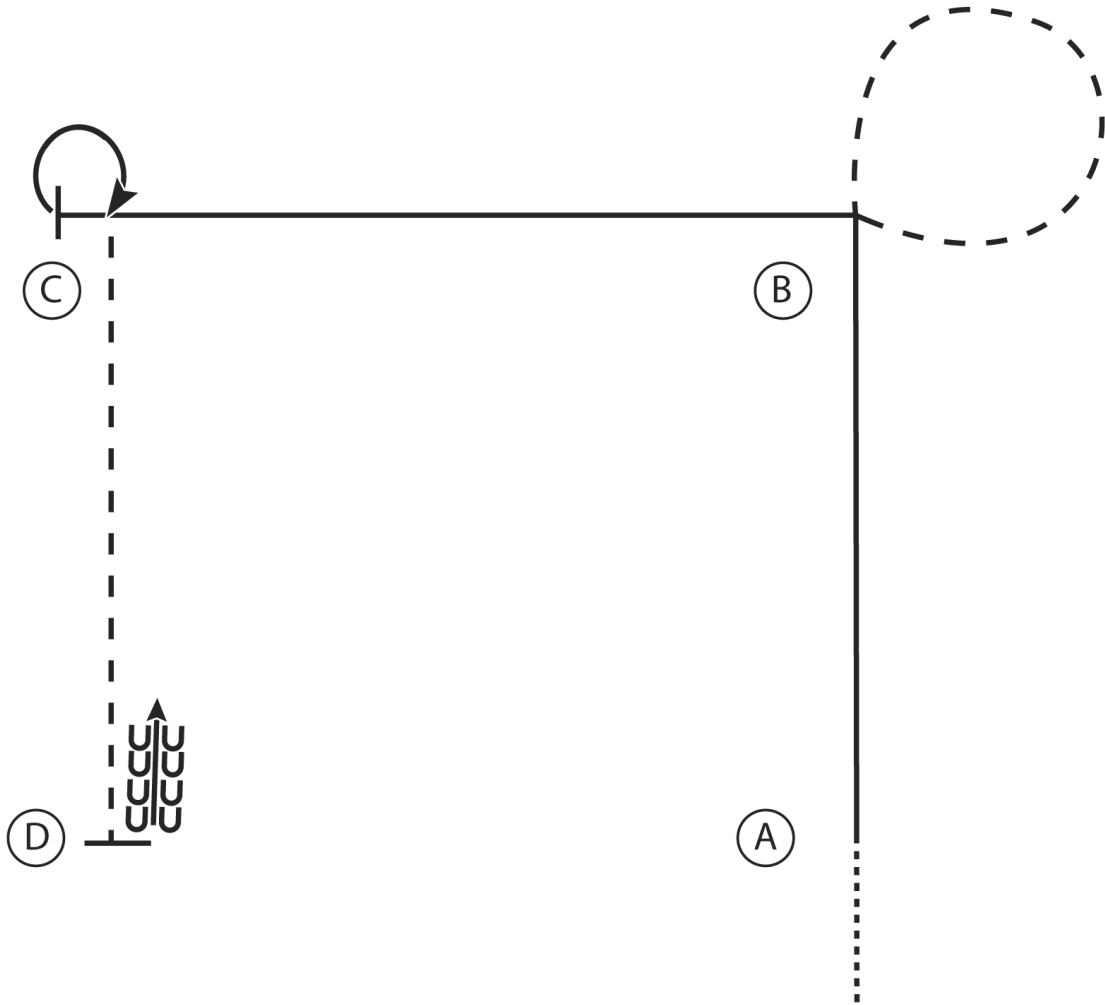
# Woolly Winter Open

## Horsemanship Youth/Non Pro

Show Date: 01-22-2022

w w w . H o r s e S h o w P a t t e r n s . c o m

w w w . H o r s e S h o w P a t t e r n s . c o m



1. Walk to A
2. Lope on the right lead to B
3. At B extend the jog in a circle to the right
4. At B lope on the left lead to C
5. At C stop and perform a 270 degree turn to the right
6. Jog to D
7. At D stop and back 4 steps

Walk	.....
Jog	-----
Extended Jog	-----
Lope	—————
Leg Yield	
Lead Change	↙↘
Back	←←←←
Marker	(B)
Sidepass	←←←←

[WH/2-50]

Pattern Provided by:

TTU

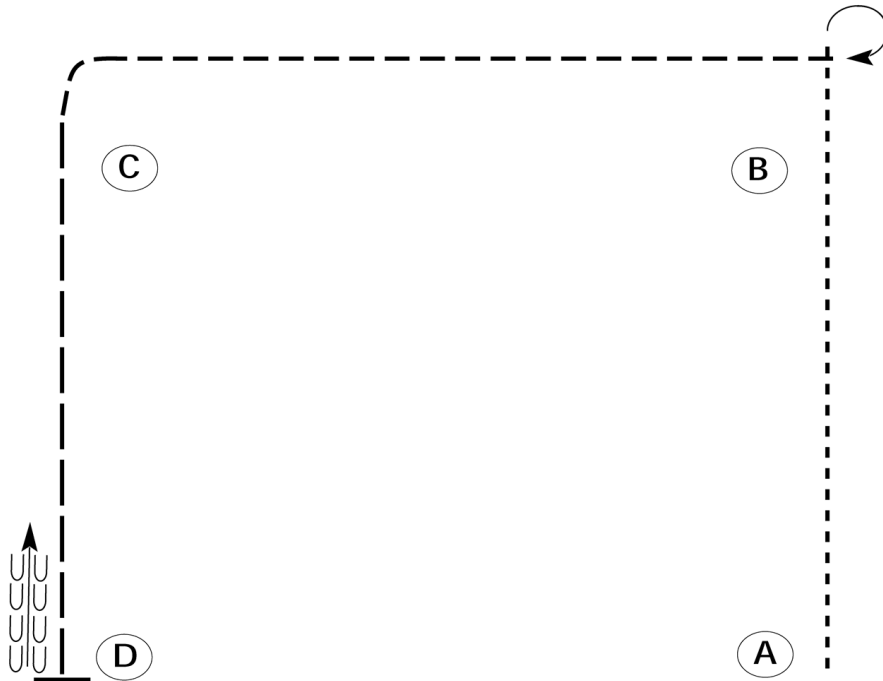
# Wooly Winter Open

## Walk Trot Horsemanship

Show Date: 01-22-2022

w w w . H o r s e S h o w P a t t e r n s . c o m

w w w . H o r s e S h o w P a t t e r n s . c o m



Be ready at A.

1. Walk from A to B.
2. Stop past B and execute a 270 degree turn to the right.
3. Jog from B around C.
4. Extend the jog from C to D.
5. Stop at D and back one horse length.

Please exit at a jog.

Walk	.....
Jog	-----
Extended Jog	- - - - -
Lope	—————
Leg Yield	
Lead Change	///
Back	↑↑↑
Marker	ⓑ
Sidepass	← - - - - →

[WH/WT-23]

Pattern Provided by:

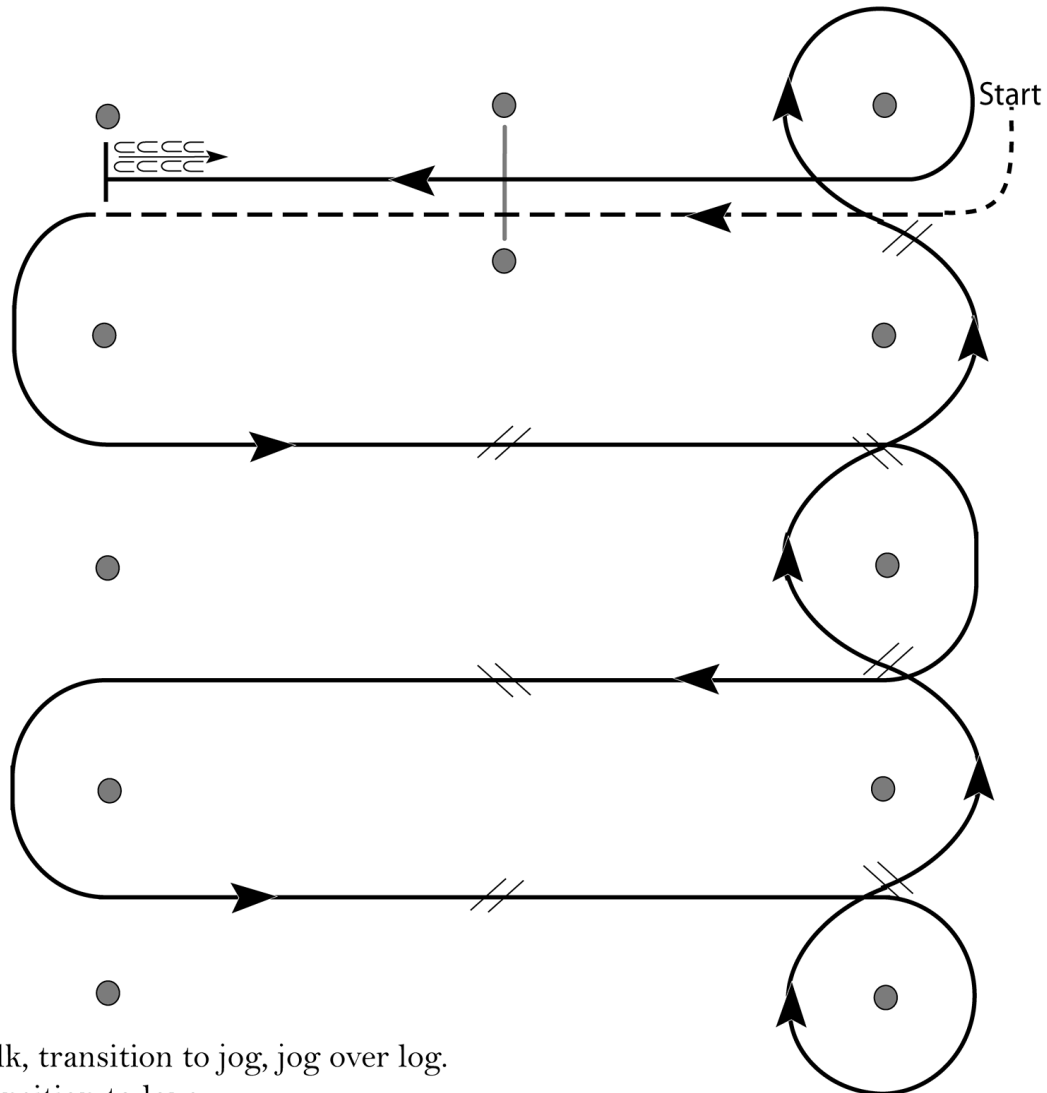
TTU



# Wooly Winter Open

## Western Riding

Show Date: 01-22-2022



1. Walk, transition to jog, jog over log.
2. Transition to lope.
3. First crossing change.
4. Second crossing change.
5. Third crossing change.
6. Circle and first line change.
7. Second line change.
8. Third line change.
9. Fourth line change and circle.
10. Lope log.
11. Lope, stop and back.

[WR/OP-2]

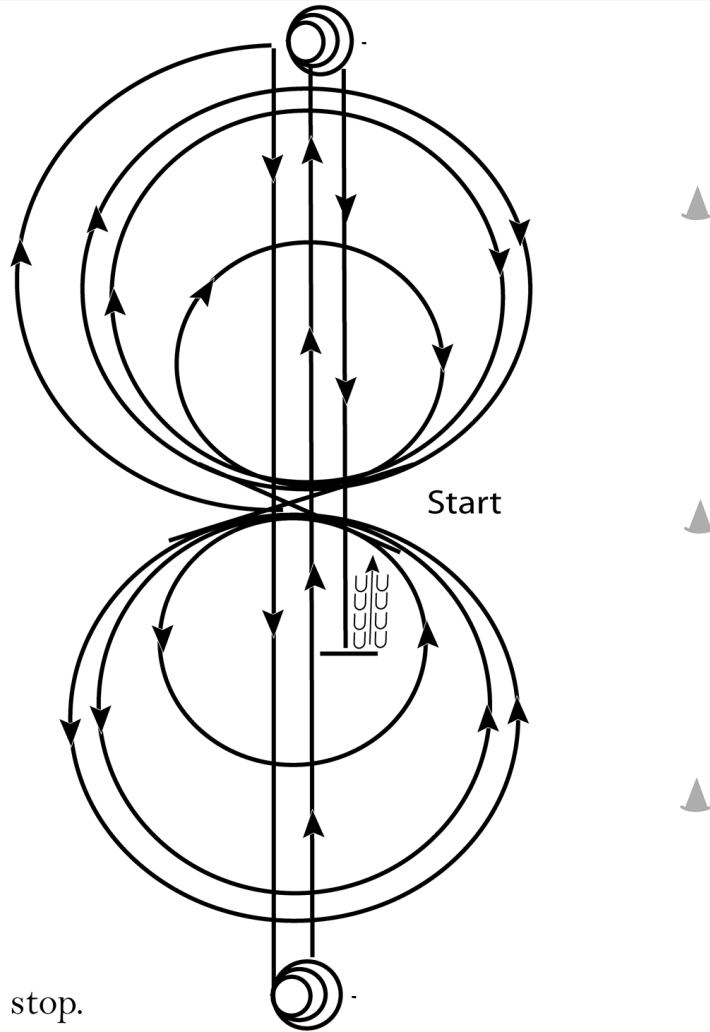
Pattern Provided by:

*TTU*

# Wooly Winter Open

## Reining

Show Date: 01-22-2022



Pattern 9

Trot to center of arena, stop.

Start pattern facing towards judge.

1. Beginning on the right lead, complete 3 circles to the right; the first circle small and slow followed by two large fast circles. Change leads at the center of the arena.
2. Complete 3 circles to the left, the first circle small and slow followed by two large fast circles. Change leads at the center of the arena.
3. Continue around end of arena without breaking gait or changing leads, run down center of arena past end marker, and execute a square sliding stop.
4. Complete 3 1/2 spins to the left.
5. Run down center of arena past end marker and execute a square sliding stop.
6. Complete 3 1/2 spins to the right.
7. Run down center of arena past center marker and execute a square sliding stop.
8. Back at least 10 feet. Hesitate to complete pattern.

[NRCHAWC/9]

Pattern Provided by:

*TTU*