

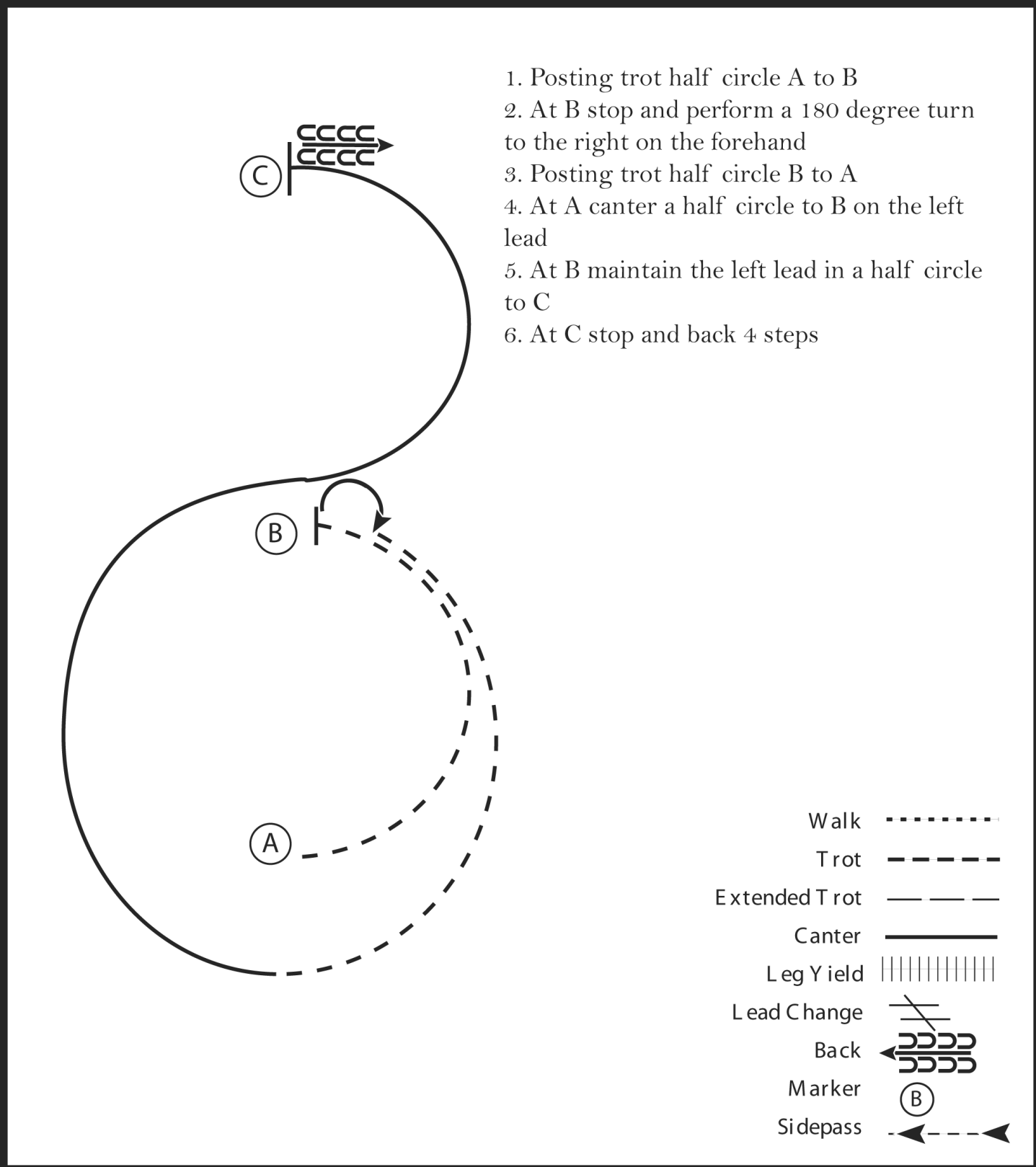
# Wooly Winter Open

## Equitation Youth/Non Pro

Show Date: 01-21-2023

w w w . H o r s e S h o w P a t t e r n s . c o m

w w w . H o r s e S h o w P a t t e r n s . c o m



1. Posting trot half circle A to B
2. At B stop and perform a 180 degree turn to the right on the forehand
3. Posting trot half circle B to A
4. At A canter a half circle to B on the left lead
5. At B maintain the left lead in a half circle to C
6. At C stop and back 4 steps

- Walk ..... (dotted line)
- Trot - - - - - (dashed line)
- Extended Trot - - - - - (long dashed line)
- Canter \_\_\_\_\_ (solid line)
- Leg Yield ||||| (vertical lines)
- Lead Change / (diagonal lines)
- Back ←←←← (backward arrows)
- Marker (B) (circle with letter)
- Sidepass - - - - - ← (dashed line with arrow)

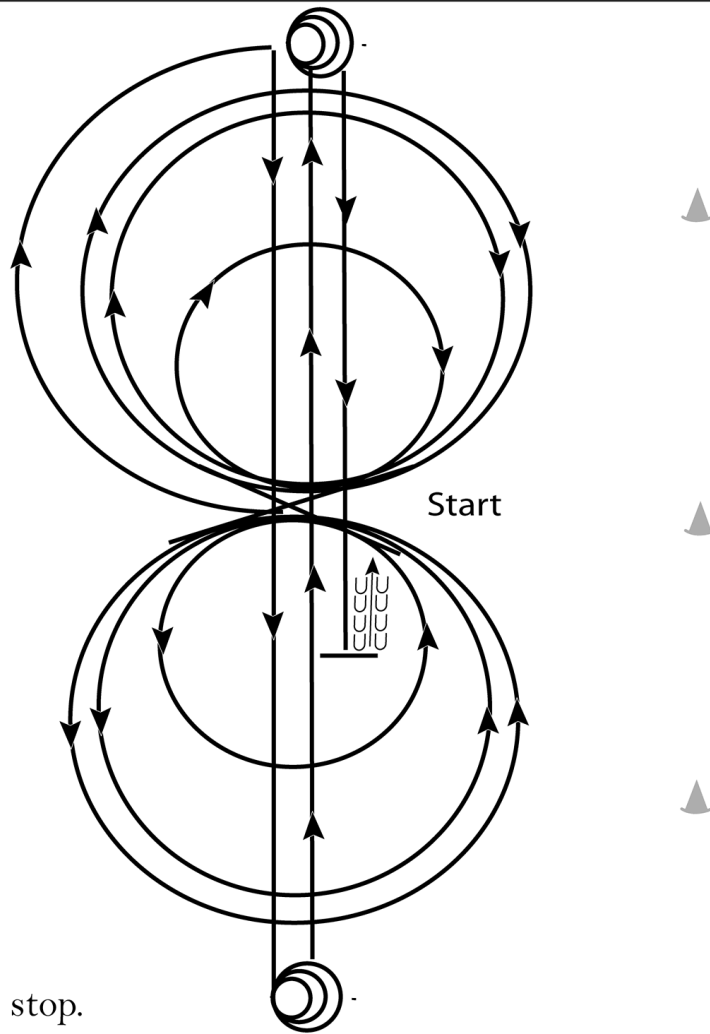
[HSE/2-7]

Pattern Provided by:  
*Danica Jorgensen*

# Wooly Winter Open

## Reining

Show Date: 01-21-2023



Pattern 9

Trot to center of arena, stop.

Start pattern facing towards judge.

1. Beginning on the right lead, complete 3 circles to the right; the first circle small and slow followed by two large fast circles. Change leads at the center of the arena.
2. Complete 3 circles to the left, the first circle small and slow followed by two large fast circles. Change leads at the center of the arena.
3. Continue around end of arena without breaking gait or changing leads, run down center of arena past end marker, and execute a square sliding stop.
4. Complete 3 1/2 spins to the left.
5. Run down center of arena past end marker and execute a square sliding stop.
6. Complete 3 1/2 spins to the right.
7. Run down center of arena past center marker and execute a square sliding stop.
8. Back at least 10 feet. Hesitate to complete pattern.

[NRCHAWC/9]

**Pattern Provided by:**

*Danica Jorgensen*

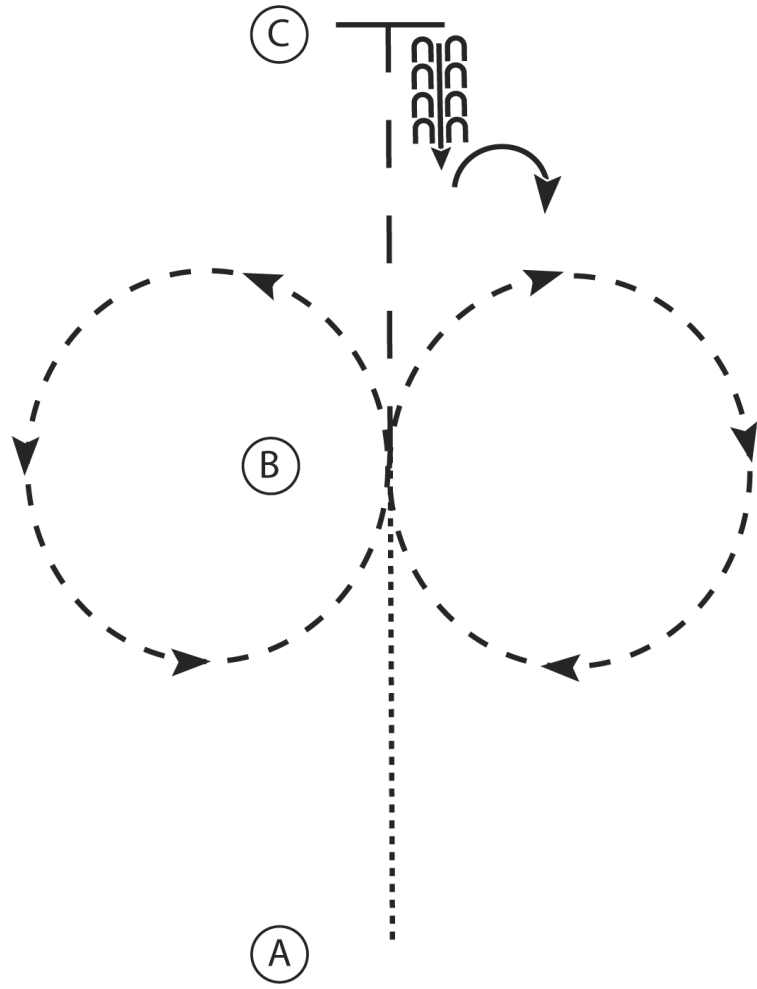
# Woolly Winter Open

## Walk Trot Equitation

Show Date: 01-21-2023

w w w . H o r s e S h o w P a t t e r n s . c o m

w w w . H o r s e S h o w P a t t e r n s . c o m



1. Walk A to B
2. Sitting trot circle to the right
3. Posting trot circle to the left
4. At B extend the trot to C
5. Stop at C and back 4 steps
6. Perform a 90 degree turn to the right

Walk	.....
Trot	-----
Extended Trot	-----
Canter	—————
Leg Yield	
Lead Change	———/———
Back	←←←←← ←←←←←
Marker	⊙ (B)
Sidepass	←-----→

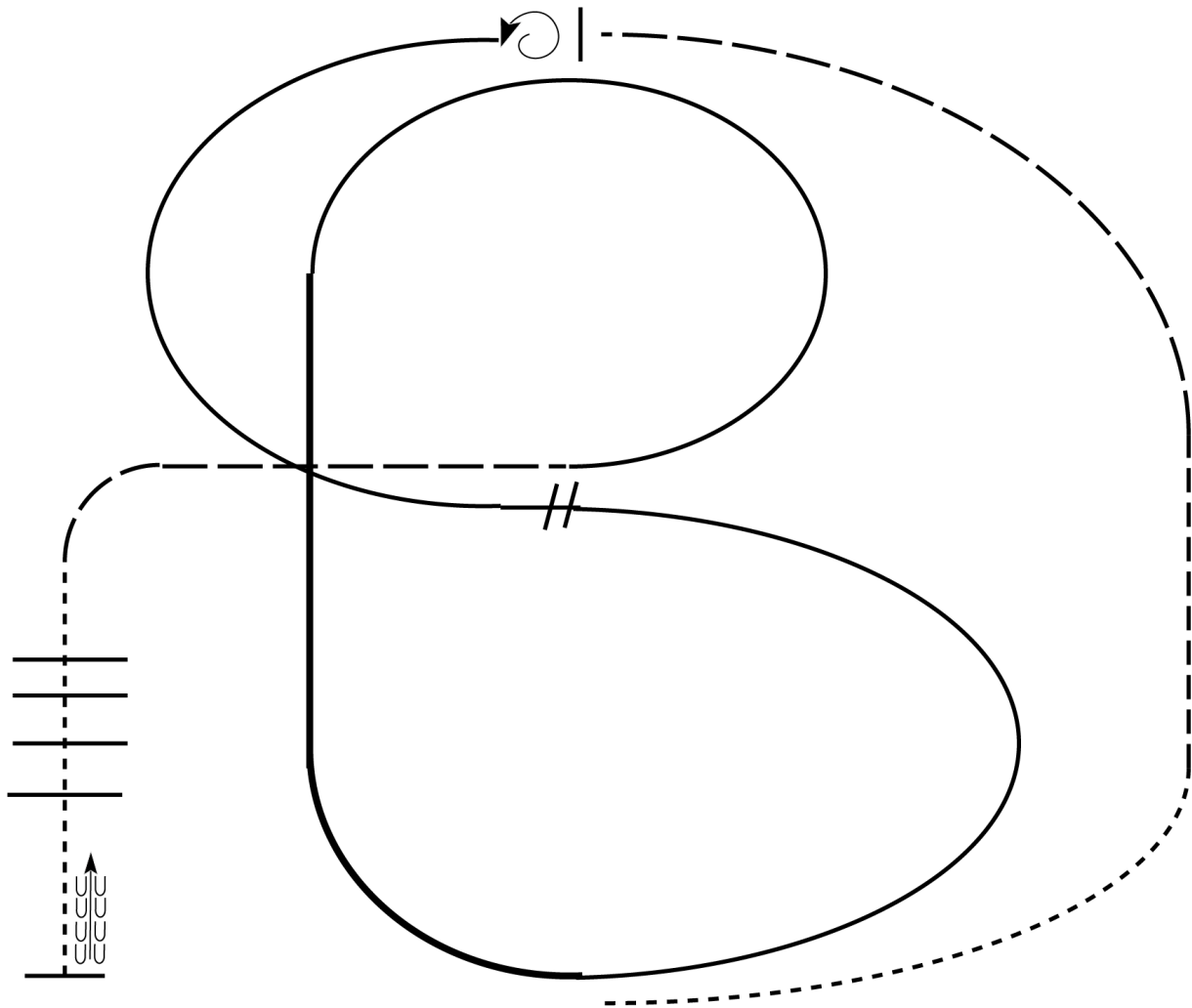
[HSE/WT-1]

Pattern Provided by:  
*Danica Jorgensen*

# Wooly Winter Open

## All Ranch Riding

Show Date: 01-21-2023



1. Walk
2. Trot
3. Extend the trot, at the top of the arena, stop
4. 360 degree turn to the left
5. Left lead 1/2 circle, lope to the center
6. Change leads (simple or flying)
7. Right lead 1/2 circle
8. Extended lope up the long side of arena (right lead)
9. Collect back to a lope around the top of the arena and back to center
10. Break down to an extended trot
11. Walk over poles.
12. Stop and back

Walk	-----
Jog	- - - - -
Extended Jog	-----
Lope	
Lead Change	///
Back	←
Marker	Ⓚ

[RR/1]

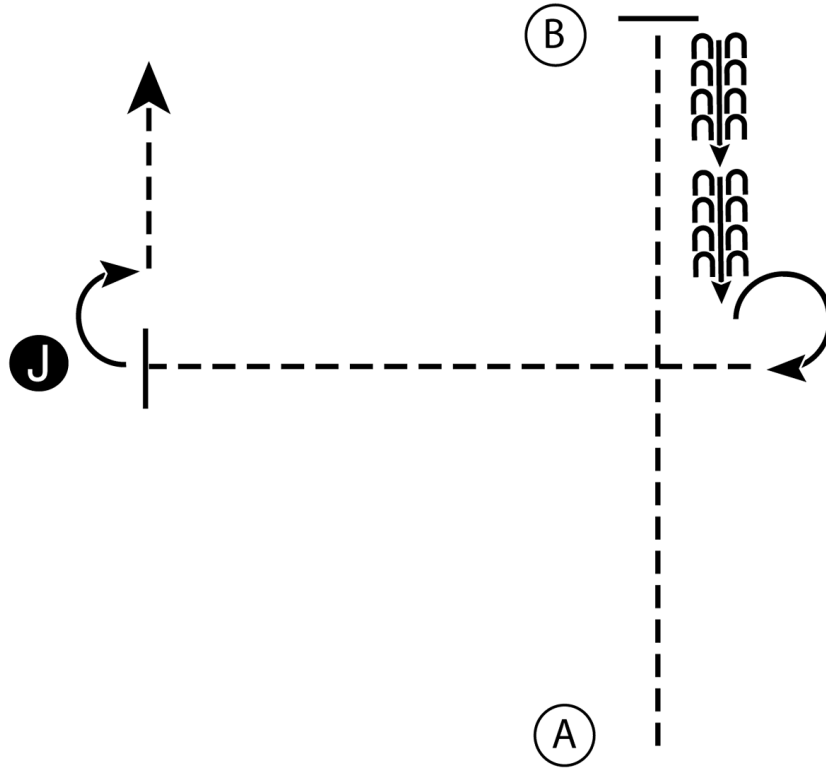
Pattern Provided by:

*Danica Jorgensen*

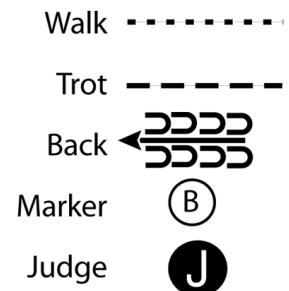
# Wooly Winter Open

## Showmanship

Show Date: 01-21-2023



1. Trot A to B
2. Stop at B and back halfway to A
3. Stop and perform a 270 degree turn
4. Trot to judge and set up for inspection
5. When dismissed perform a 90 degree turn and trot away from judge



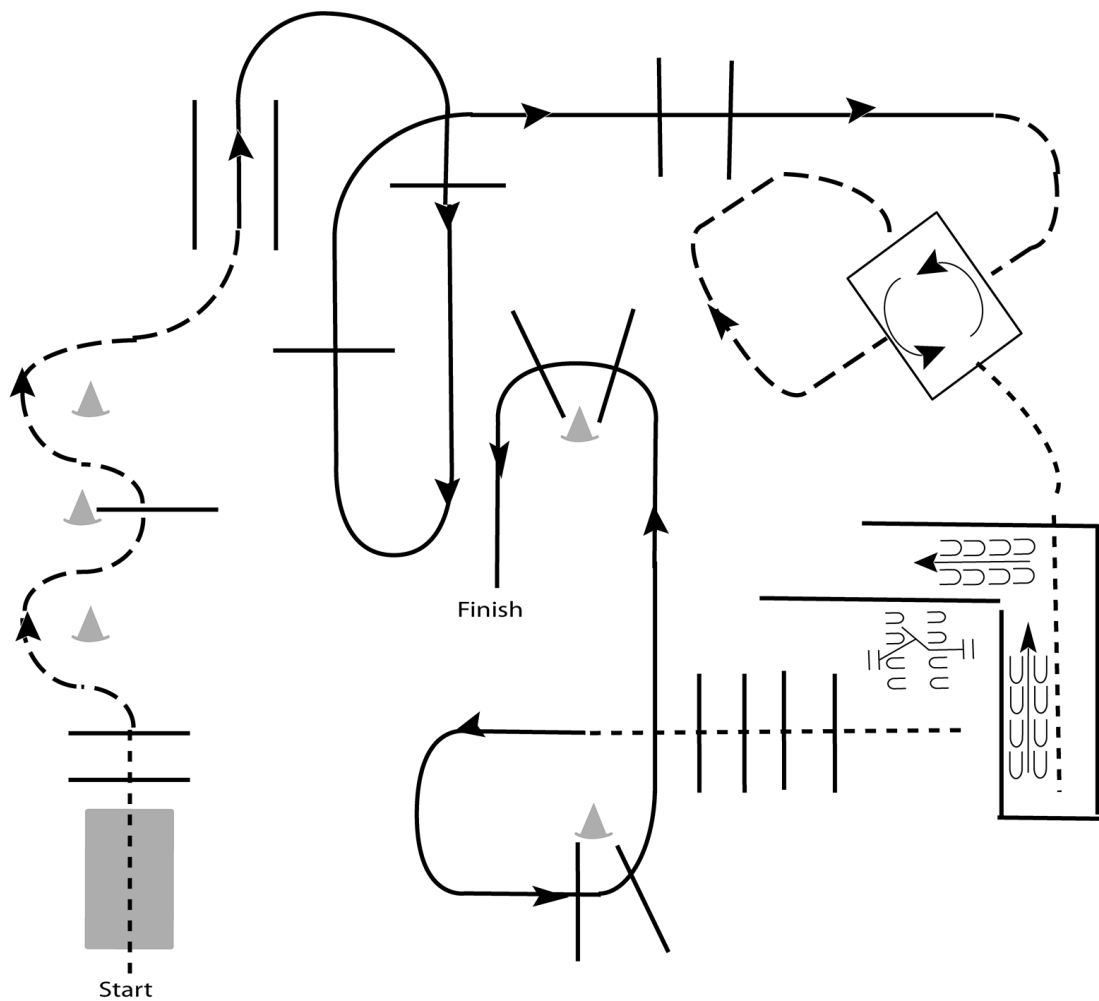
[S/2-3]

Pattern Provided by:  
*Danica Jorgensen*

# Wooly Winter Open

## Trail

Show Date: 01-21-2023



1. Walk over bridge and over poles
2. Jog through serpentine and over pole
3. Lope on the right lead over poles
4. Jog through box, then jog into box
5. Turn 360 degrees to the left in the box
6. Walk out of box and into chute
7. Back the L
8. Work the gate
9. Walk over poles
10. Lope on the left lead over poles to finish

<b>Walk</b>	-----
<b>Jog</b>	- - - - -
<b>Extended Jog</b>	- - - - -
<b>Lope</b>	—————
<b>Leg Yield</b>	
<b>Lead Change</b>	— / —
<b>Back</b>	← C C C C C
<b>Marker</b>	Ⓚ
<b>Sidepass</b>	← - - - - - →

[T/3-4]

Pattern Provided by:

*Danica Jorgensen*

www.HorseShowPatterns.com

www.HorseShowPatterns.com

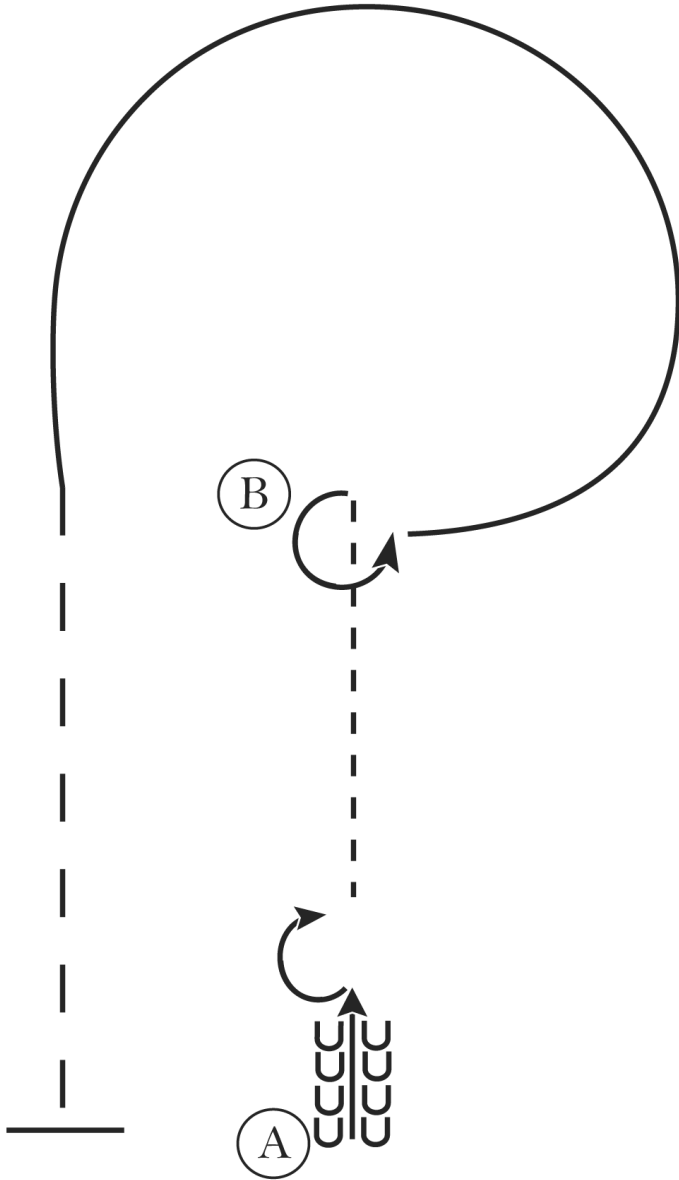
# Wooly Winter Open

## Horsemanship Youth/Non Pro

Show Date: 01-21-2023

www.HorseShowPatterns.com

www.HorseShowPatterns.com



1. Back 4 steps at A.
2. Perform a 180 degree turn to the right.
3. Jog to B.
4. At B perform a 270 degree turn to the left .
5. Lope a circle around B on the left lead.
6. At B extend the jog to A.
7. At A stop.

Walk	.....
Jog	-----
Extended Jog	-----
Lope	—————
Leg Yield	
Lead Change	↘
Back	←←← ←←←
Marker	Ⓚ
Sidepass	←←←

[WH/2-8]

Pattern Provided by:  
*Danica Jorgensen*

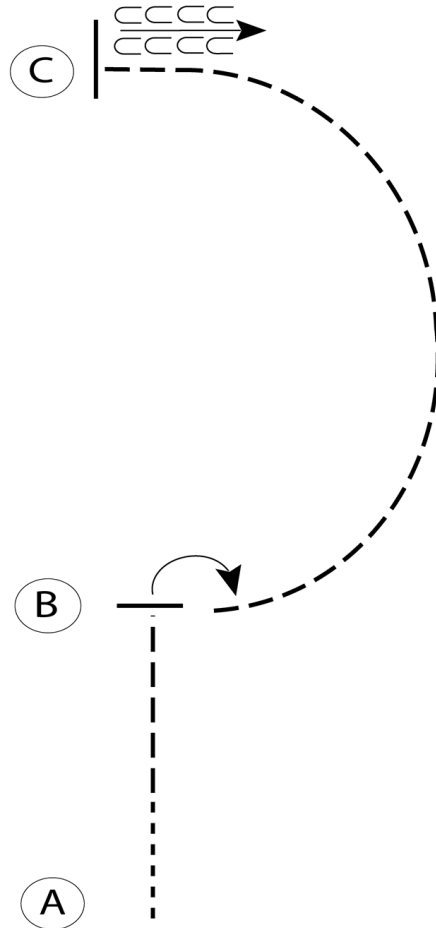
# Wooly Winter Open

## Walk Trot Horsemanship

Show Date: 01-21-2023

w w w . H o r s e S h o w P a t t e r n s . c o m

w w w . H o r s e S h o w P a t t e r n s . c o m



1. Be ready at A
2. Walk four steps from A.
3. Jog to B and stop.
4. Perform a 90 degree turn to the right on the hindquarters.
5. Jog a half circle to C.
6. At C stop and back four steps.

Walk	-----
Jog	- - - - -
Extended Jog	- - - - -
Lope	—————
Leg Yield	
Lead Change	— / —
Back	←←←←←
Marker	Ⓚ
Sidepass	←-----→

[WH/WT-16]

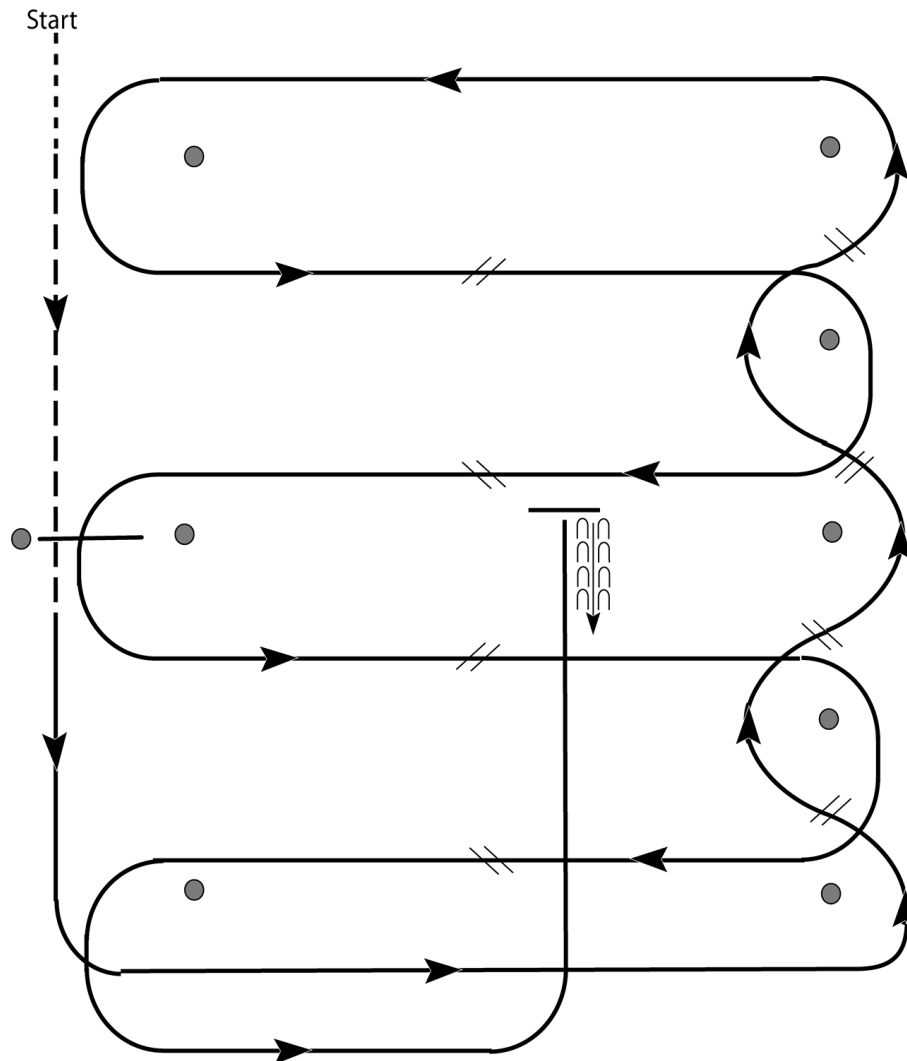
Pattern Provided by:  
*Danica Jorgensen*



# Wooly Winter Open

## Western Riding

Show Date: 01-21-2023



1. Walk and jog over log.
2. Transition to lope and lope around end.
3. First line change.
4. Second line change.
5. Third line change.
6. Fourth line change and lope around the end of the arena.
7. First crossing change.
8. Second crossing change.
9. Lope over log.
10. Third crossing change.
11. Fourth crossing change.
12. Lope up the center, stop and back.

[WR/OP-1]

Pattern Provided by:

*Danica Jorgensen*