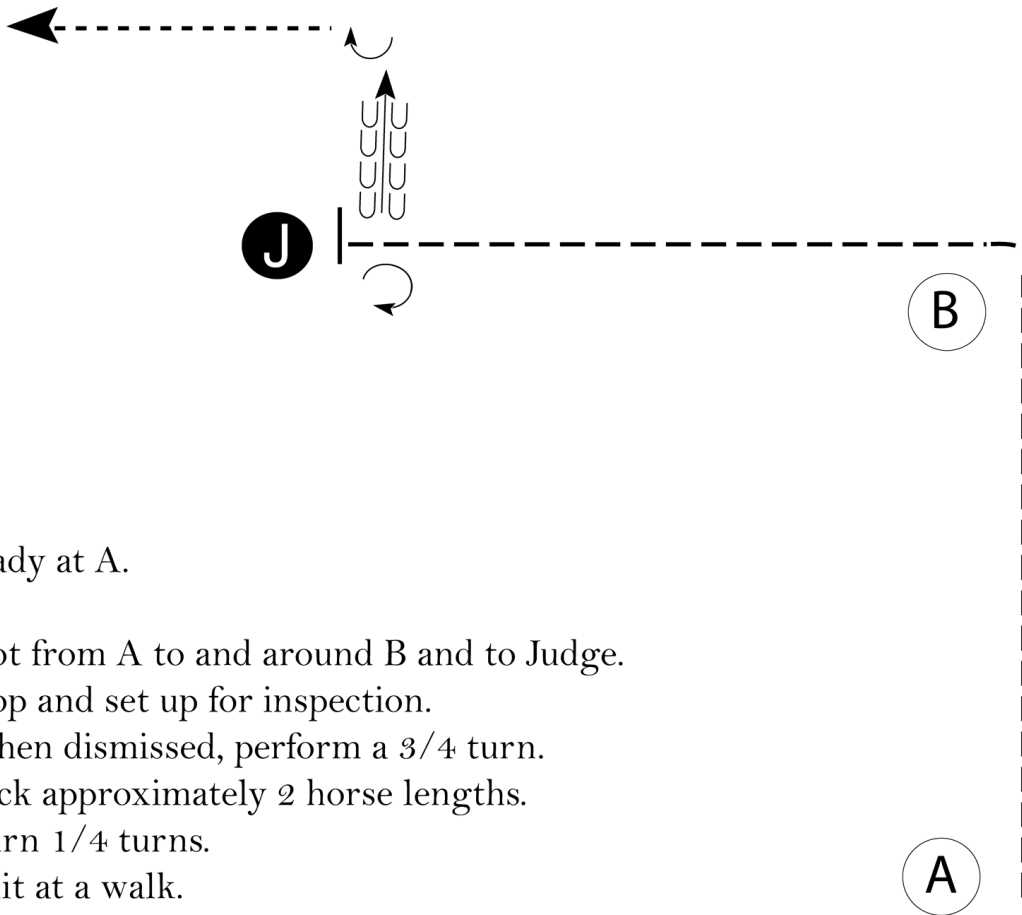


# Bootastic Autumn Open

## All Showmanship

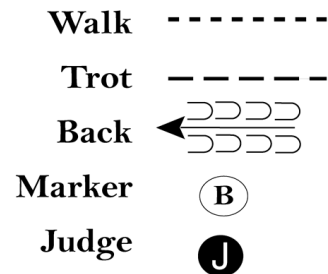
Show Date: 10-08-2022



Be ready at A.

1. Trot from A to and around B and to Judge.
2. Stop and set up for inspection.
3. When dismissed, perform a  $3/4$  turn.
4. Back approximately 2 horse lengths.
5. Turn  $1/4$  turns.
6. Exit at a walk.

Follow the instructions of your ring steward.



[S/2-38]

Pattern Provided by:

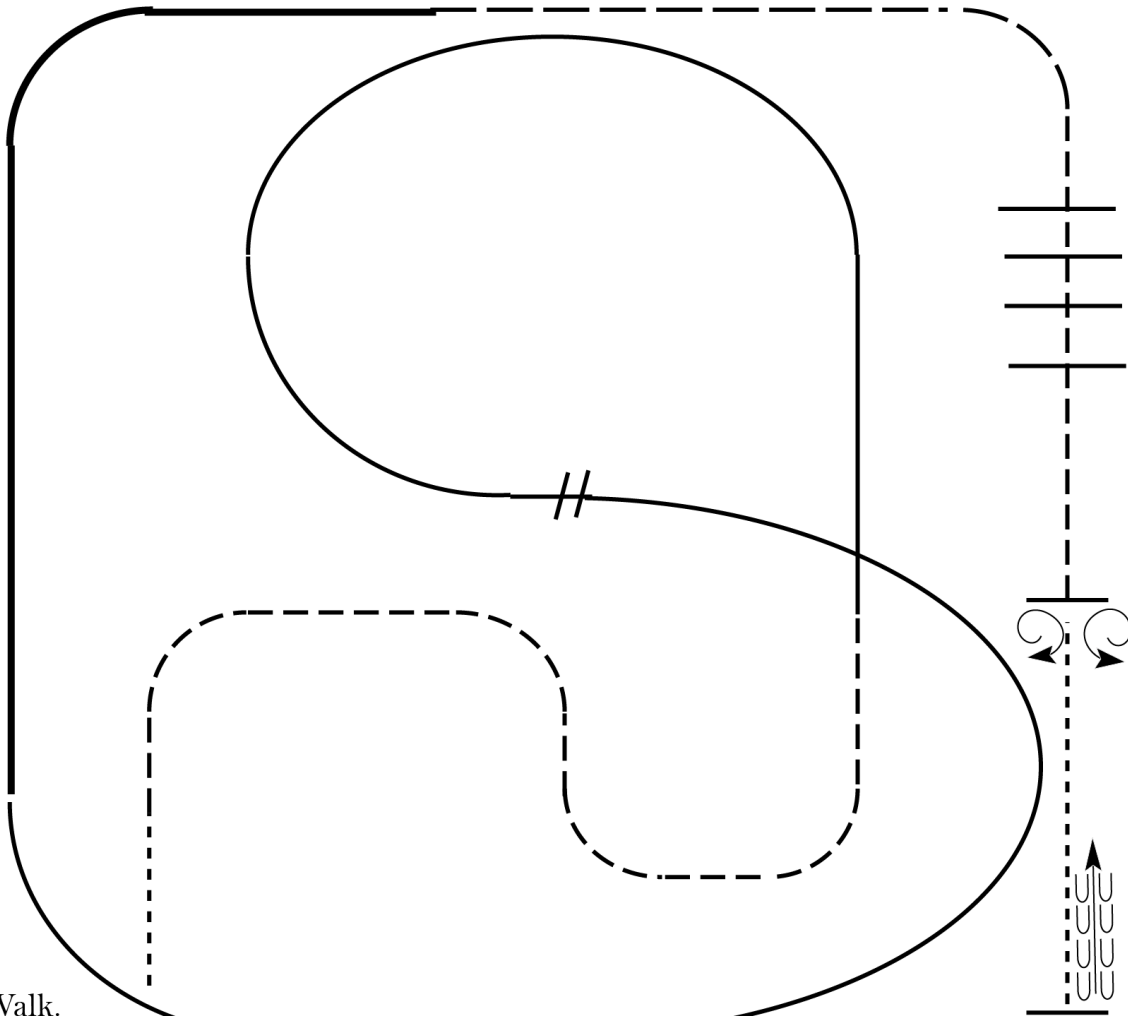
# Bootastic Autumn Open

## All Ranch Riding

Show Date: 10-08-2022

www.HorseShowPatterns.com

www.HorseShowPatterns.com



1. Walk.
2. Trot serpentine
3. Lope left lead around end of arena and then diagonally across arena.
4. Change leads (simple or flying) and
5. Lope on the right lead around end of the arena.
6. Extend lope on the straight away around corner to center of arena.
7. Extend trot around corner of arena
8. Collect to a trot
9. Trot over poles
10. Stop do a 360 turn each direction (either direction 1st)
11. Walk, stop and back.

<b>Walk</b>	-----
<b>Jog</b>	- - - - -
<b>Extended Jog</b>	— — — — —
<b>Lope</b>	
<b>Lead Change</b>	//
<b>Back</b>	← ← ← ← ←
<b>Marker</b>	Ⓚ

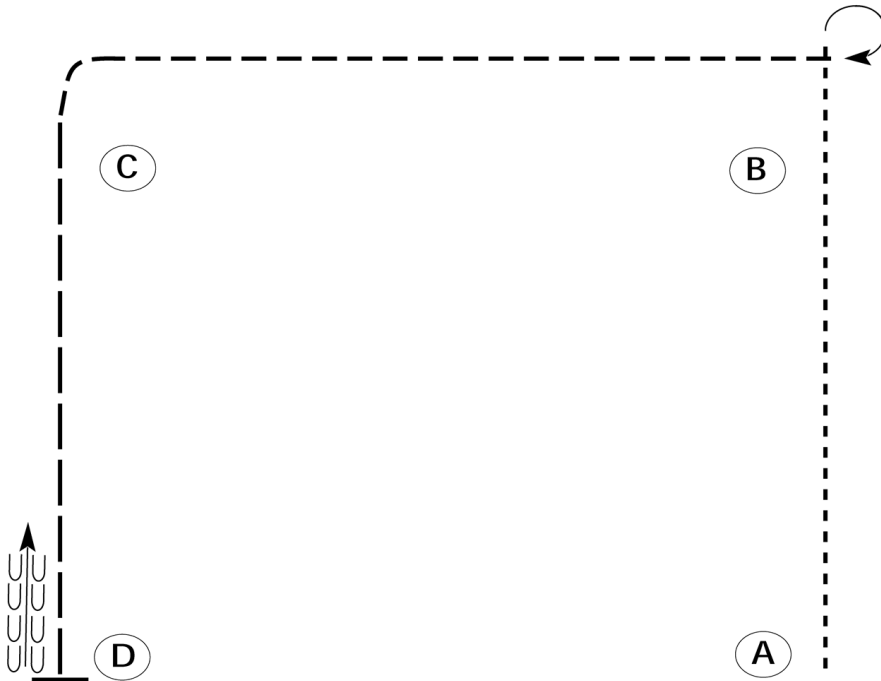
[RR/4]

Pattern Provided by:

# Bootastic Autumn Open

## Walk Trot Horsemanship

Show Date: 10-08-2022



Be ready at A.

1. Walk from A to B.
2. Stop past B and execute a 270 degree turn to the right.
3. Jog from B around C.
4. Extend the jog from C to D.
5. Stop at D and back one horse length.

Please exit at a jog.

Walk .....

Jog - - - - -

Extended Jog - - - - -

Lope \_\_\_\_\_

Leg Yield |||||

Lead Change / /

Back ← ← ← ← ← ←

Marker (B)

Sidepass ← - - - - - →

[WH/WT-23]

Pattern Provided by:

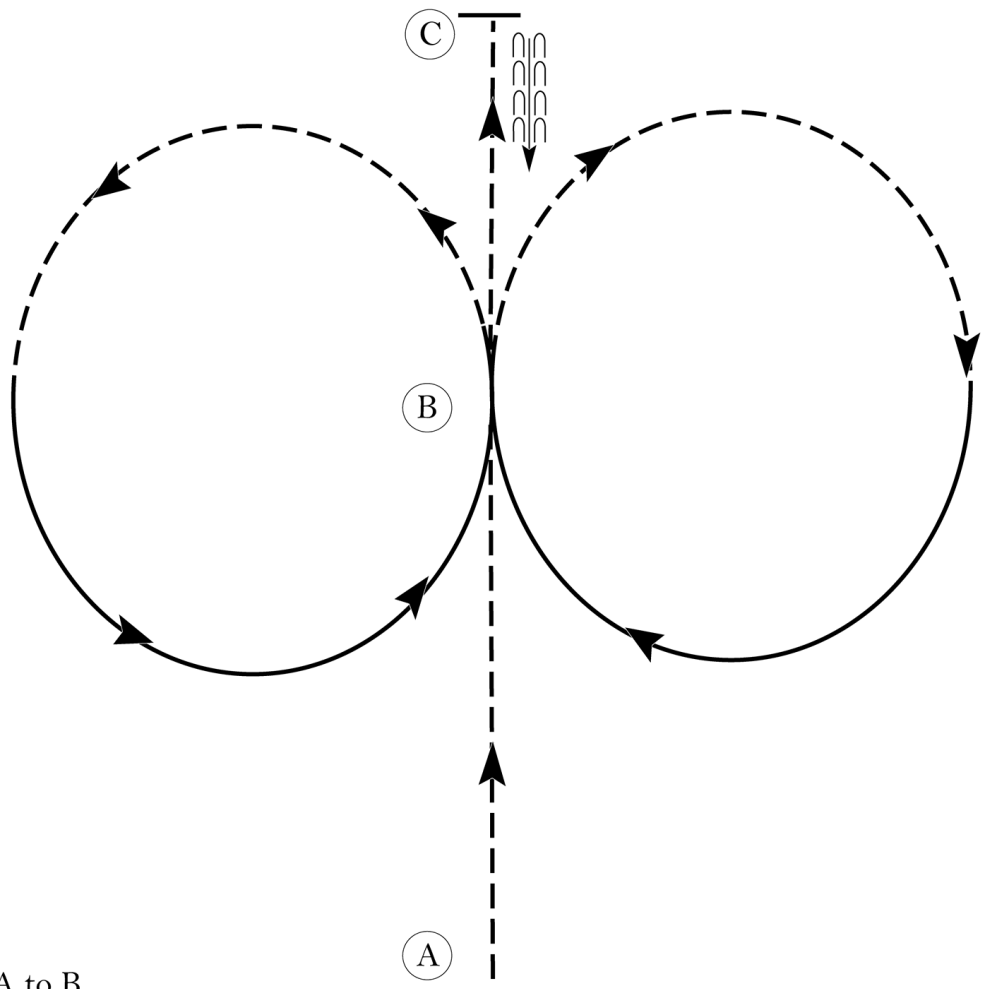
# Bootastic Autumn Open

## Equitation Youth/Non Pro

Show Date: 10-08-2022

www.HorseShowPatterns.com

www.HorseShowPatterns.com



1. Sitting trot A to B
2. At B posting trot on the left diagonal in a half circle.
3. Canter on the right lead back to B. .
4. Posting trot on the right diagonal in a half circle.
5. Canter on the left lead back to B.
6. Sitting trot to C.
7. Stop at C and back approximately one horse length.

Exit at a sitting trot.

Walk	-----
Trot	- - - - -
Extended Trot	=====
Canter	—————
Leg Yield	
Lead Change	↘ ↙
Back	← ← ← ← ←
Marker	Ⓚ
Sidepass	← - - - - ←
Hand Gallop	———

[HSE/2-21]

**Pattern Provided by:**

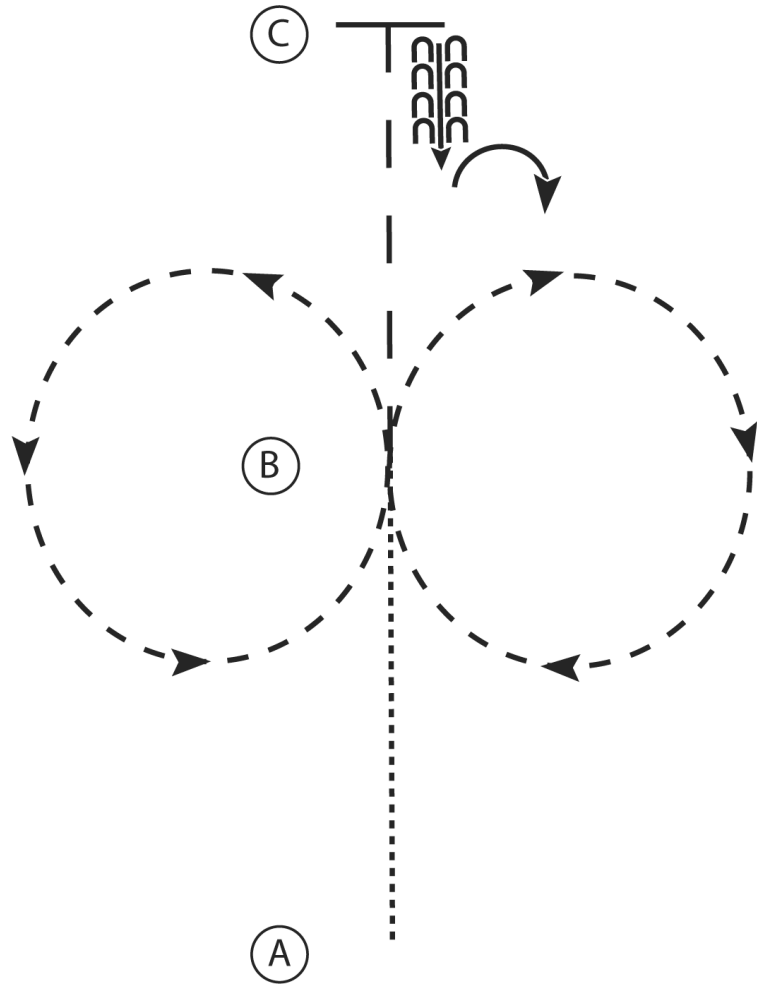
# Bootastic Autumn Open

## Walk Trot Equitation

Show Date: 10-08-2022

w w w . H o r s e S h o w P a t t e r n s . c o m

w w w . H o r s e S h o w P a t t e r n s . c o m



1. Walk A to B
2. Sitting trot circle to the right
3. Posting trot circle to the left
4. At B extend the trot to C
5. Stop at C and back 4 steps
6. Perform a 90 degree turn to the right

Walk	.....
Trot	- - - - -
Extended Trot	- - - - -
Canter	—————
Leg Yield	
Lead Change	— / —
Back	← C C C C
Marker	⊙ B
Sidepass	- - - - - ←

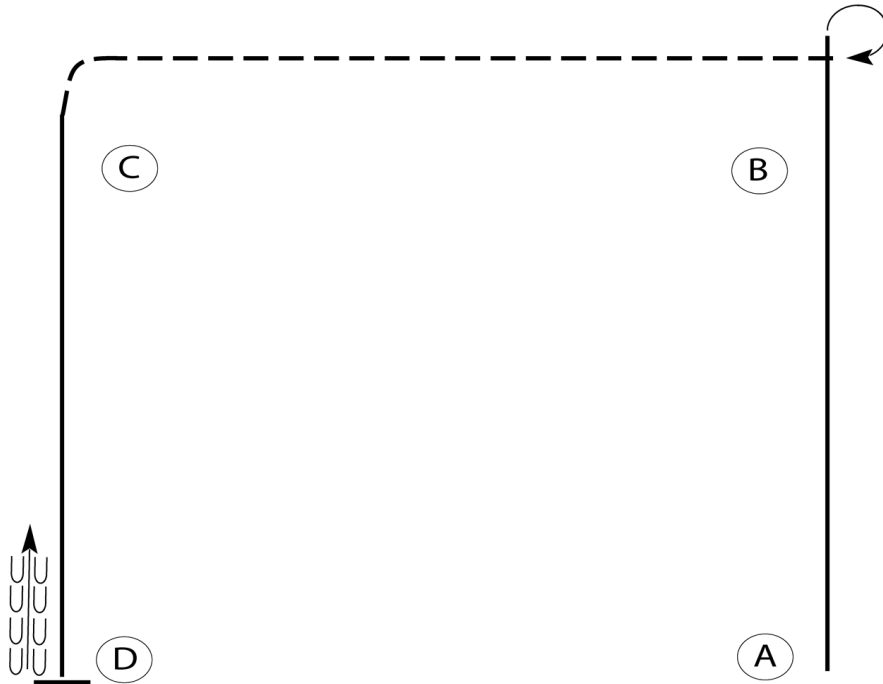
[HSE/WT-1]

Pattern Provided by:

# Bootastic Autumn Open

## Horsemanship Youth/Non Pro

Show Date: 10-08-2022



Be ready at A.

1. Lope on the right lead from A to B.
2. Stop past B and execute a 270 degree turn to the right.
3. Jog from B around C.
4. Lope on the left lead from C to D.
5. Stop at D and back one horse length.

Please exit at a jog.

Walk	-----
Jog	- - - - -
Extended Jog	- - - - -
Lope	—————
Leg Yield	
Lead Change	— / —
Back	← — — — —
Marker	⊙ B
Sidepass	← — — — — →

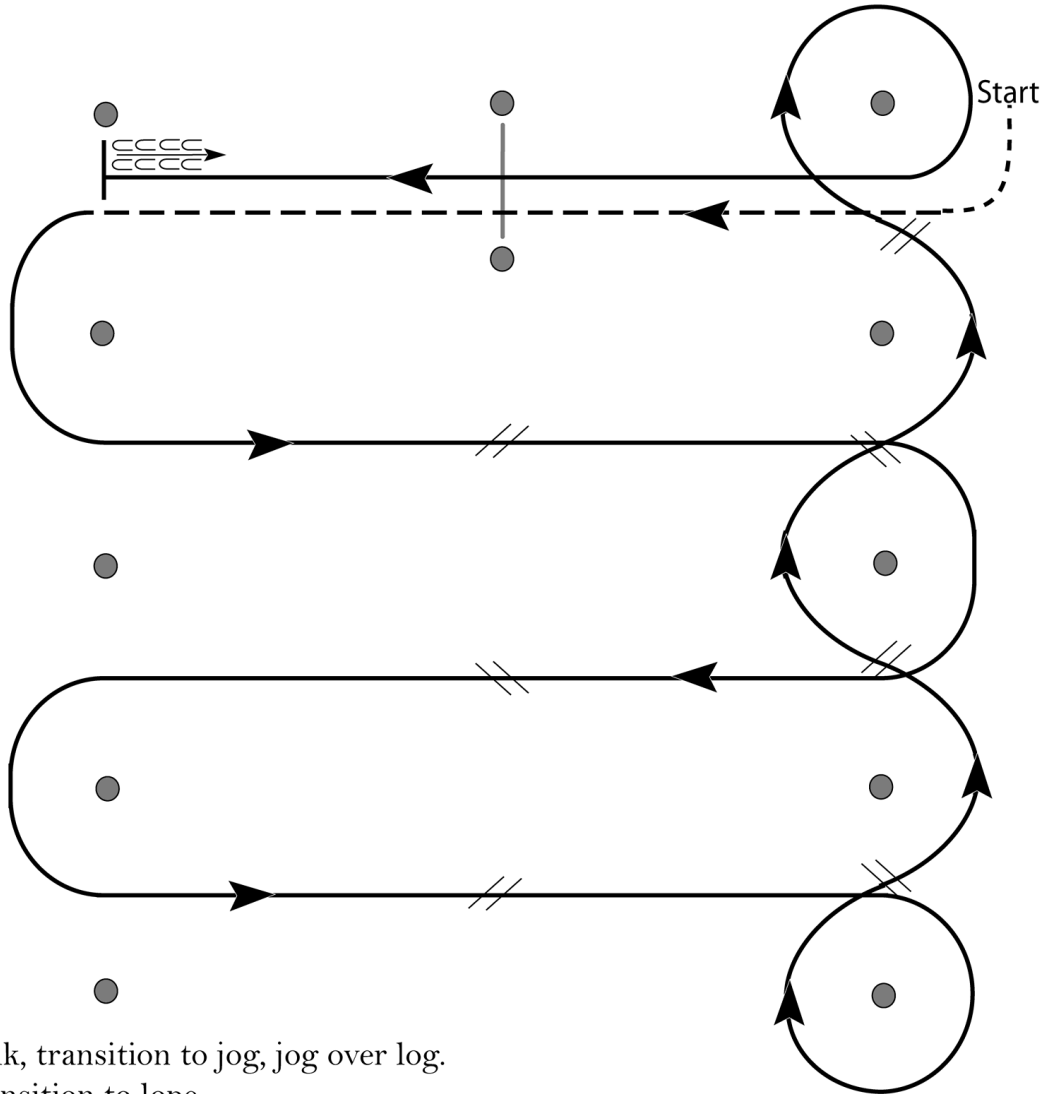
[WH/2-23]

Pattern Provided by:

# Bootastic Autumn Open

## Western Riding

Show Date: 10-08-2022



1. Walk, transition to jog, jog over log.
2. Transition to lope.
3. First crossing change.
4. Second crossing change.
5. Third crossing change.
6. Circle and first line change.
7. Second line change.
8. Third line change.
9. Fourth line change and circle.
10. Lope log.
11. Lope, stop and back.

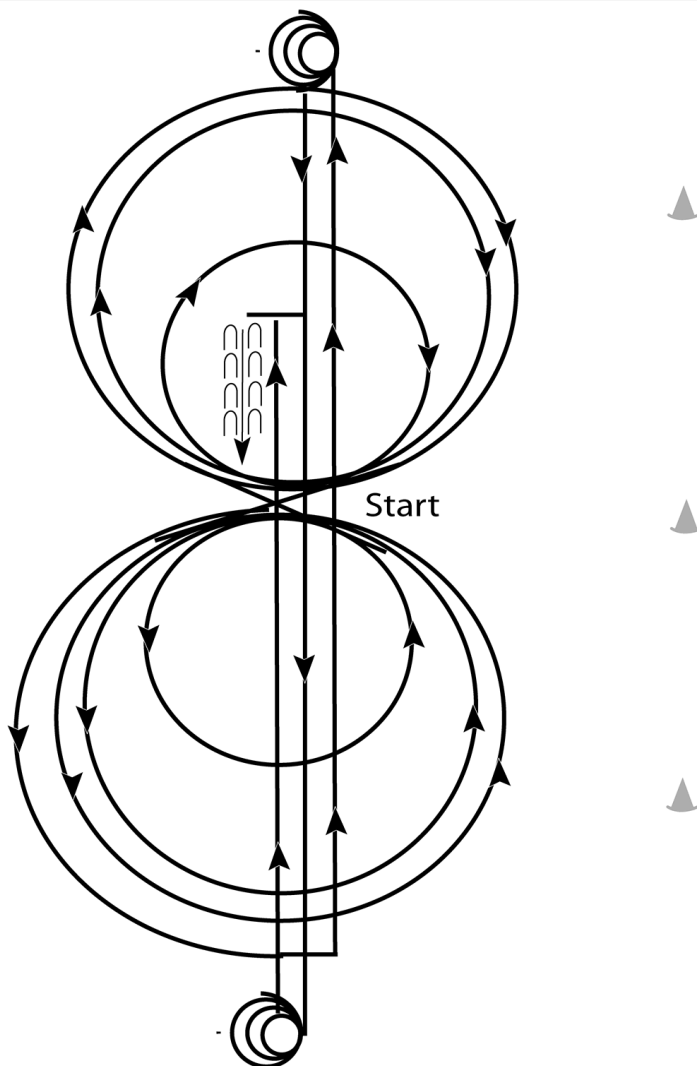
[WR/OP-2]

Pattern Provided by:

# Bootastic Autumn Open

## Reining

Show Date: 10-08-2022



Pattern 2

Trot to center of arena, stop. Start pattern facing towards judge.

1. Beginning on the left lead, complete 3 circles to the left. The first one large and fast, the second small and slow, the third large and fast. Change leads at the center of arena.
2. Complete 3 circles to the right. The first one large and fast, the second small and slow, and the third large and fast. Change leads at the center of the arena.
3. Continue loping to run down.
4. Run to far end past the marker to a sliding stop. Hesitate.
5. Complete 3 1/2 spins to the left. Hesitate.
6. Run to far end past marker to a sliding stop. Hesitate.
7. Complete 3 1/2 spins to the right. Hesitate.
8. Run past center marker to a sliding stop. Hesitate.
9. Back at least 10 feet. Hesitate to complete pattern.

[NRCHAWC/2]

**Pattern Provided by:**



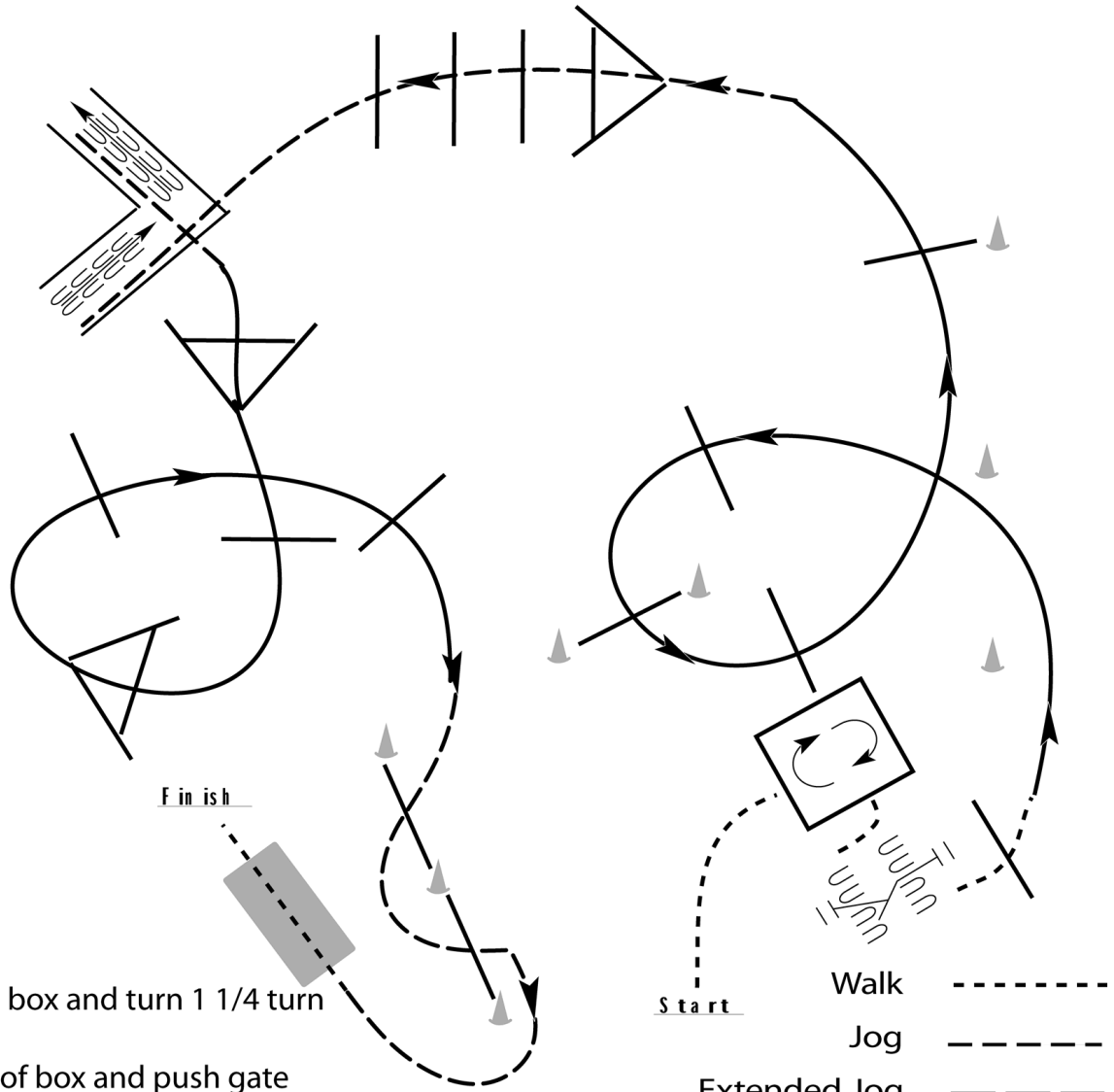
# Bootastic Autumn Open

## Trail

Show Date: 10-08-2022

www.HorseShowPatterns.com

www.HorseShowPatterns.com



1. Walk into box and turn 1 1/4 turn to the right
2. Walk out of box and push gate with left hand
3. Walk over pole then lope on the left lead over poles
4. Jog over poles and into chute
5. Back the L
6. Jog out of chute then lope over poles on the right lead
7. Jog over poles
8. Walk over bridge to finish

Start	Walk	-----
	Jog	- - - - -
	Extended Jog	— — — — —
	Lope	—————
	Leg Yield	
	Lead Change	↘
	Back	←←←
	Marker	(B)
	Sidepass	←←←

[T/2-14]

**Pattern Provided by:**