

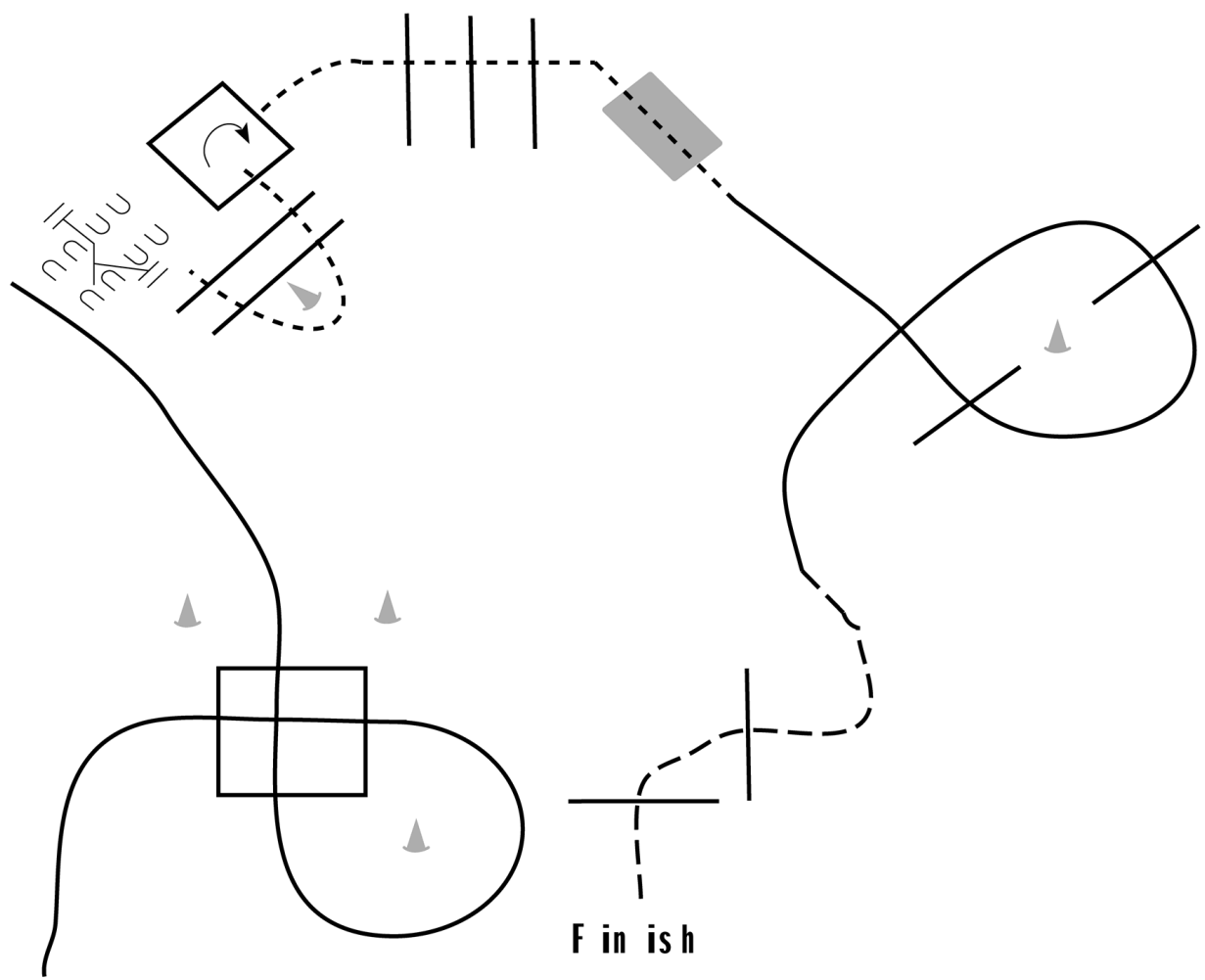
Bootastic Autumn Open Show

Non Pro/Youth Trail

Show Date: 10-28-2023

w w w . H o r s e S h o w P a t t e r n s . c o m

w w w . H o r s e S h o w P a t t e r n s . c o m



S t a r t

F i n i s h

1. Lope on the right lead through box to gate
2. Right hand push gate
3. Walk over elevated poles and into box
4. 1/4 turn to the right in the box
5. Walk over poles and over bridge
6. Lope on the left lead over poles
7. Jog over poles to finish

Walk	-----
Jog	-----
Extended Jog	-----
Lope	—————
Leg Yield	
Lead Change	—/—
Back	←←←←←
Marker	Ⓚ
Sidepass	←-----→

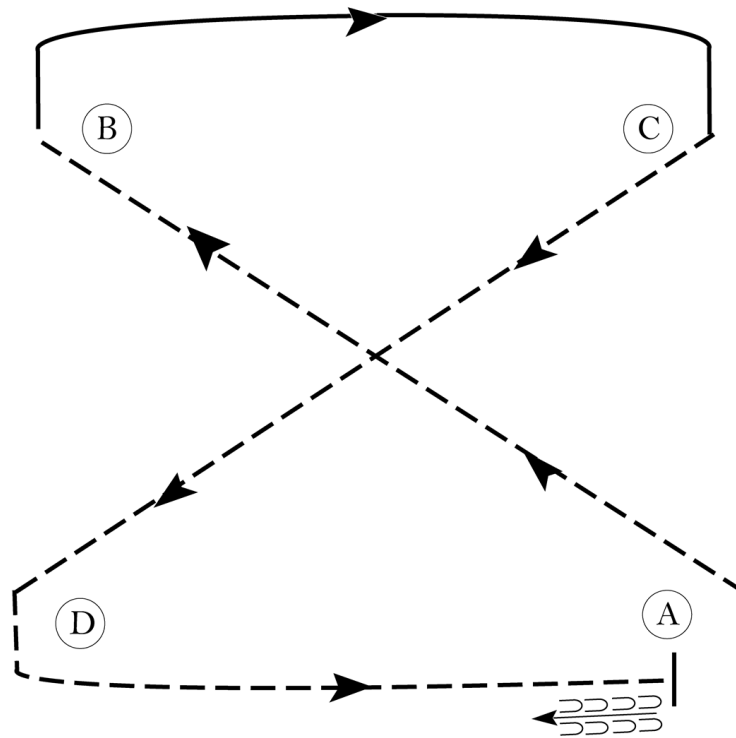
Pattern Provided by:

[T/1-11]

Bootastic Autumn Open Show

Youth/Non Pro Equitation

Show Date: 10-28-2023



Be ready at A.

1. Posting trot on the left diagonal to B.
2. Canter on the right lead to and around C.
3. Posting trot on the right diagonal to D.
4. Sitting trot to A.
5. Halt at A and back approximately one horse length.

Exit at a sitting trot.

Walk	-----
Trot	- - - - -
Extended Trot	— — — —
Canter	—————
Leg Yield	
Lead Change	— / —
Back	←←←←←
Marker	Ⓚ
Sidepass	← - - - - ←
Hand Gallop	— — — —

[HSE/1-24]

Pattern Provided by:

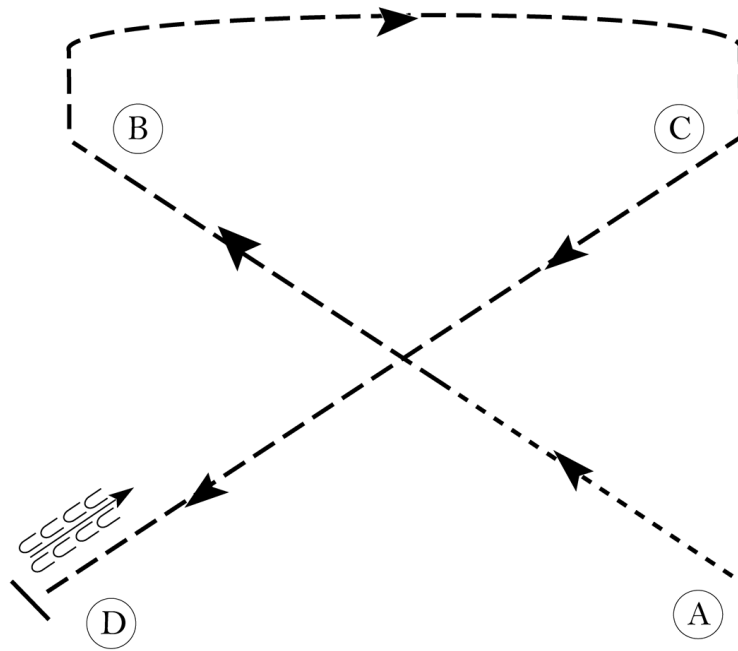
w w w . H o r s e S h o w P a t t e r n s . c o m

w w w . H o r s e S h o w P a t t e r n s . c o m

Bootastic Autumn Open Show

All Walk Trot Equitation

Show Date: 10-28-2023



Be ready at A.

1. Walk 1/2 way to B.
2. Posting trot on the left diagonal to B.
3. Sitting trot to C.
4. Posting trot on the right diagonal to D.
5. Halt at D and back approximately one horse length.

Exit at a sitting trot.

Walk	-----
Trot	- - - - -
Extended Trot	— — — —
Canter	—————
Leg Yield	
Lead Change	— / —
Back	←←←←←
Marker	Ⓚ
Sidepass	← - - - - ←
Hand Gallop	— — — —

[HSE/WT-24]

Pattern Provided by:

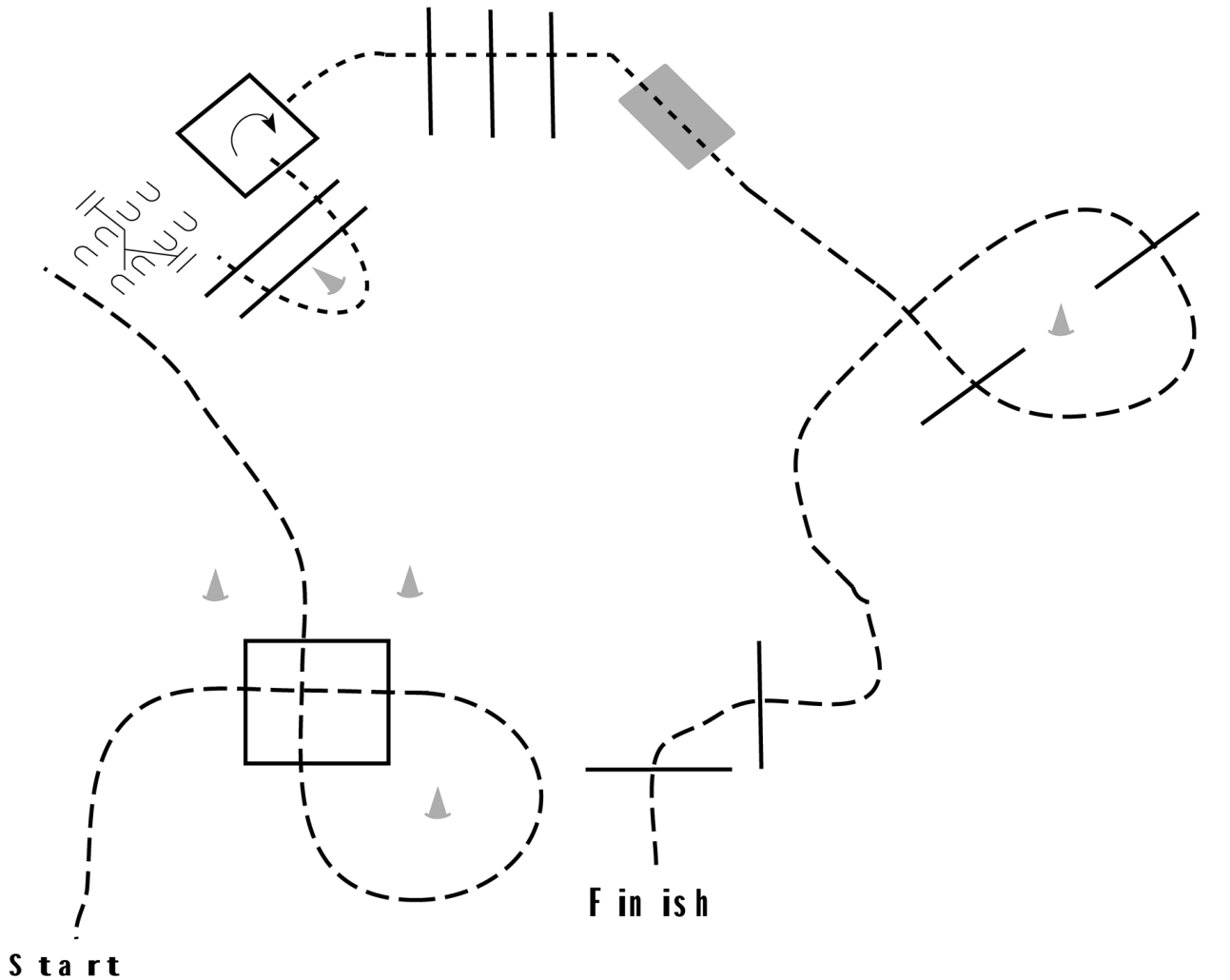
Bootastic Autumn Open Show

All Walk Trot Trail

Show Date: 10-28-2023

w w w . H o r s e S h o w P a t t e r n s . c o m

w w w . H o r s e S h o w P a t t e r n s . c o m



1. Jog through the box to gate
2. Right hand push gate
3. Walk over elevated poles and into box
4. 1/4 turn to the right in the box
5. Walk over poles and over bridge
6. Jog over poles to finish

Walk
Jog	-----
Extended Jog	- - - - -
Lope	—————
Leg Yield	
Lead Change	↘
Back	←←←←←
Marker	ⓑ
Sidepass	←-----→

[T/WT-11]

Pattern Provided by:

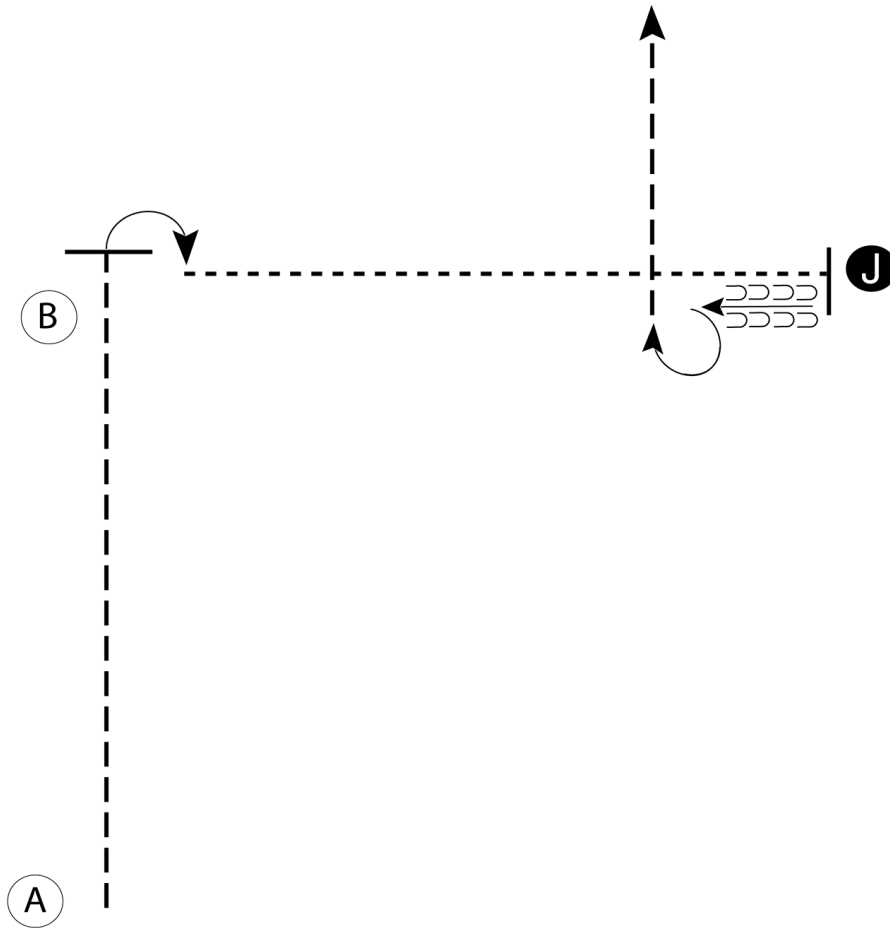
Bootastic Autumn Open Show

Youth/Non Pro Showmanship

Show Date: 10-28-2023

w w w . H o r s e S h o w P a t t e r n s . c o m

w w w . H o r s e S h o w P a t t e r n s . c o m



1. Begin at A. Trot from A past B
2. Stop and perform a 90 degree turn
3. Walk to the Judge, stop and set up for inspection
4. When dismissed back one horse length and perform a 270 degree turn
5. Trot to the line-up

Walk	-----
Trot	- - - - -
Back	←
Marker	ⓑ
Judge	ⓙ

[S/1-14]

Pattern Provided by:

Bootastic Autumn Open Show

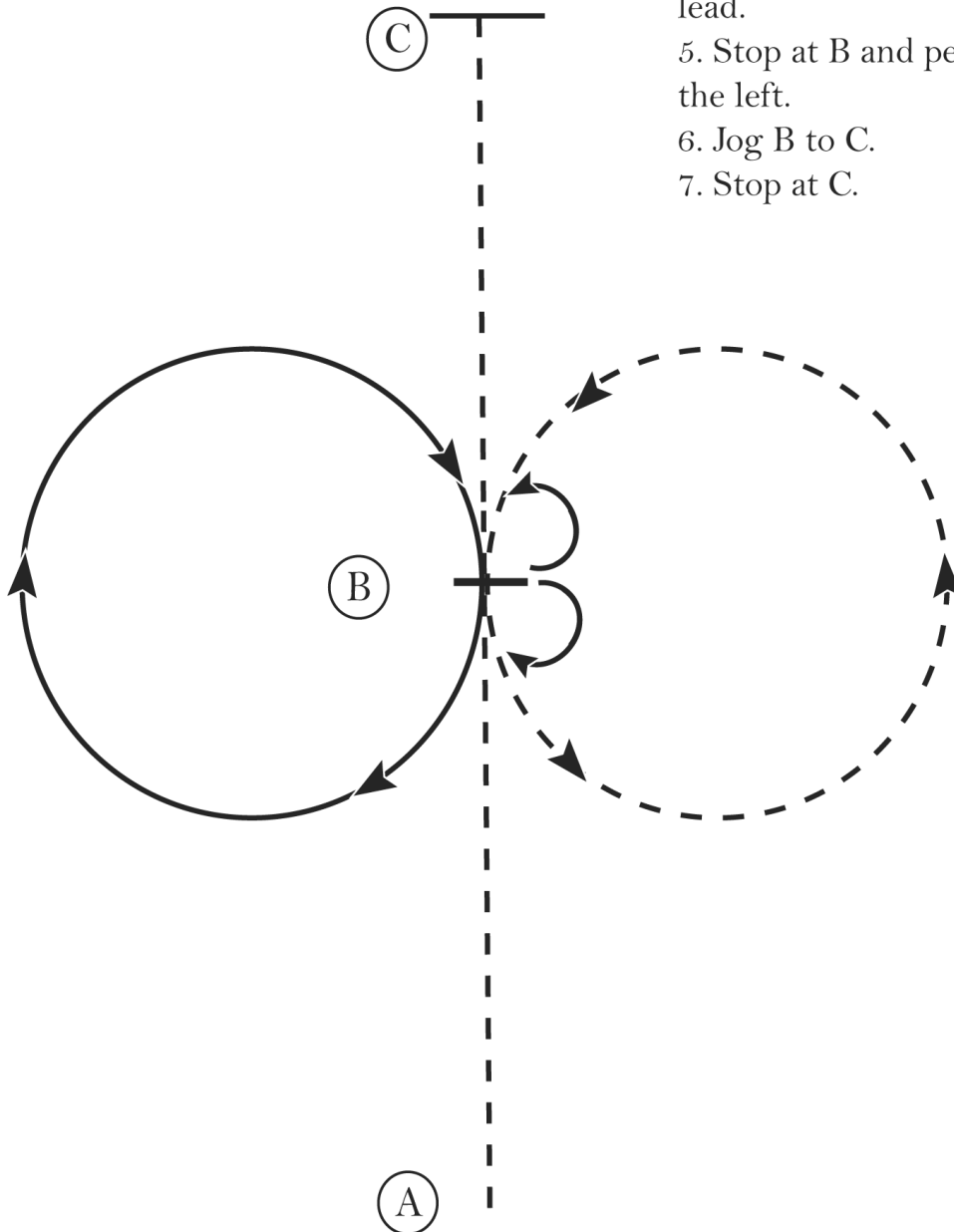
Youth/Non Pro Horsemanship

Show Date: 10-28-2023

w w w . H o r s e S h o w P a t t e r n s . c o m

w w w . H o r s e S h o w P a t t e r n s . c o m

1. Jog A to B.
2. Stop at B and perform a 180 degree turn to the right on the hindquarters.
3. Jog a circle to the left.
4. At B lope a circle to the right on the right lead.
5. Stop at B and perform a 180 degree turn to the left.
6. Jog B to C.
7. Stop at C.



Walk
Jog	- - - - -
Extended Jog	— — — — —
Lope	—————
Leg Yield	
Lead Change	↘
Back	←←←←← →→→→→
Marker	(B)
Sidepass	←- - - - ->

Pattern Provided by:

[WH/1-10]

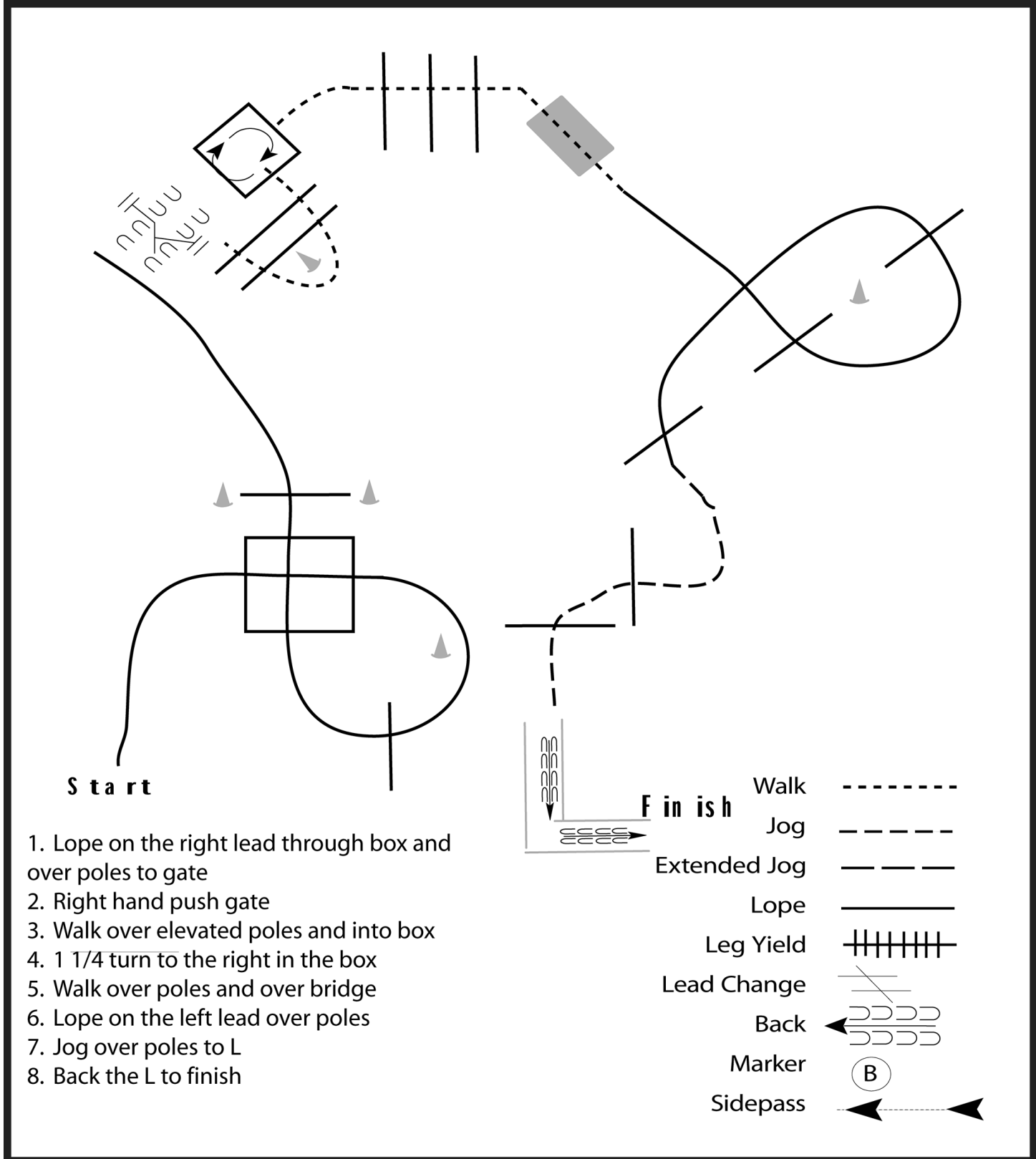
Bootastic Autumn Open Show

Open Trail

Show Date: 10-28-2023

w w w . H o r s e S h o w P a t t e r n s . c o m

w w w . H o r s e S h o w P a t t e r n s . c o m



- Start**
1. Lope on the right lead through box and over poles to gate
 2. Right hand push gate
 3. Walk over elevated poles and into box
 4. 1 1/4 turn to the right in the box
 5. Walk over poles and over bridge
 6. Lope on the left lead over poles
 7. Jog over poles to L
 8. Back the L to finish

Finish

Walk	-----
Jog	-----
Extended Jog	-----
Lope	—————
Leg Yield	
Lead Change	—/—
Back	←←←←
Marker	Ⓚ
Sidepass	←-----→

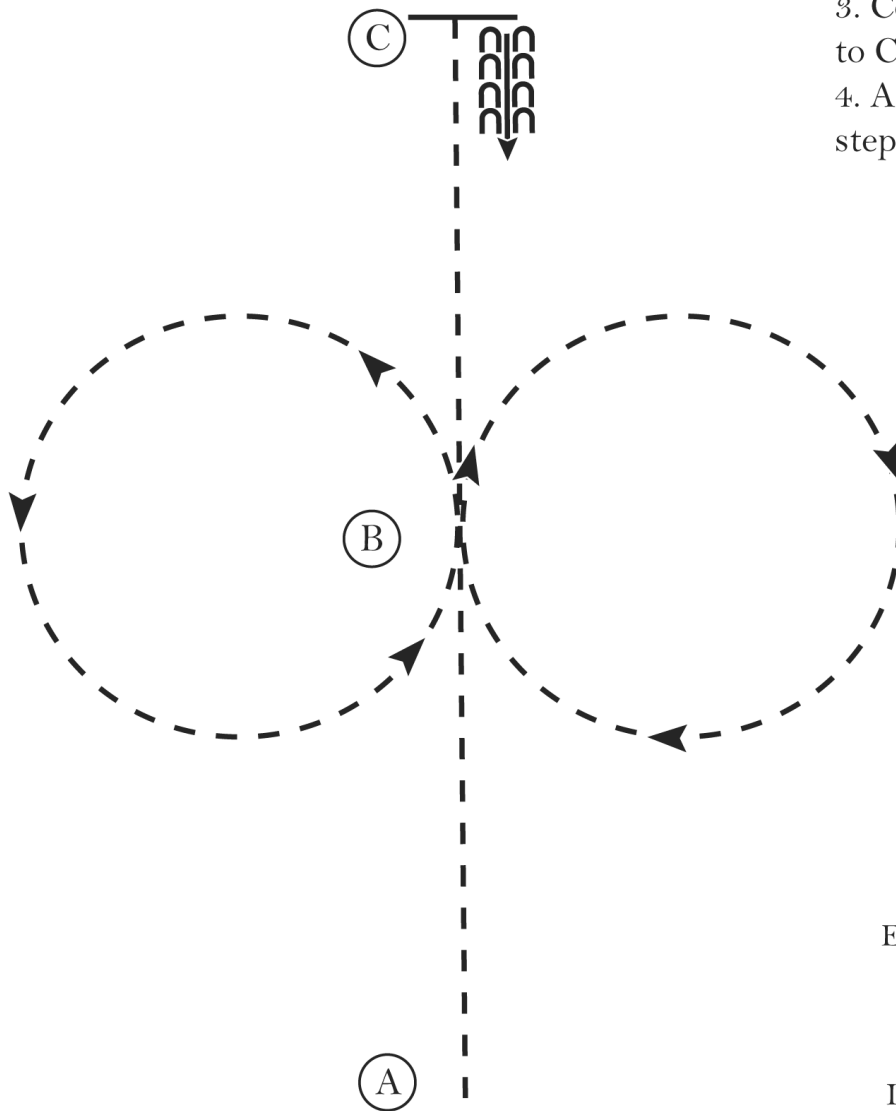
Pattern Provided by:

[T/2-11]

Bootastic Autumn Open Show

All Walk Trot Horsemanship

Show Date: 10-28-2023



1. Jog A to B
2. At B perform a figure eight, beginning to the right
3. Continue the jog from B to C
4. At C stop and back 4 steps

Walk
Jog	- - - - -
Extended Jog	- - - - -
Lope	—————
Leg Yield	
Lead Change	— / —
Back	←←←←←
Marker	(B)
Sidepass	←- - - ->

[WH/WT-5]

Pattern Provided by:

w w w . H o r s e S h o w P a t t e r n s . c o m

w w w . H o r s e S h o w P a t t e r n s . c o m

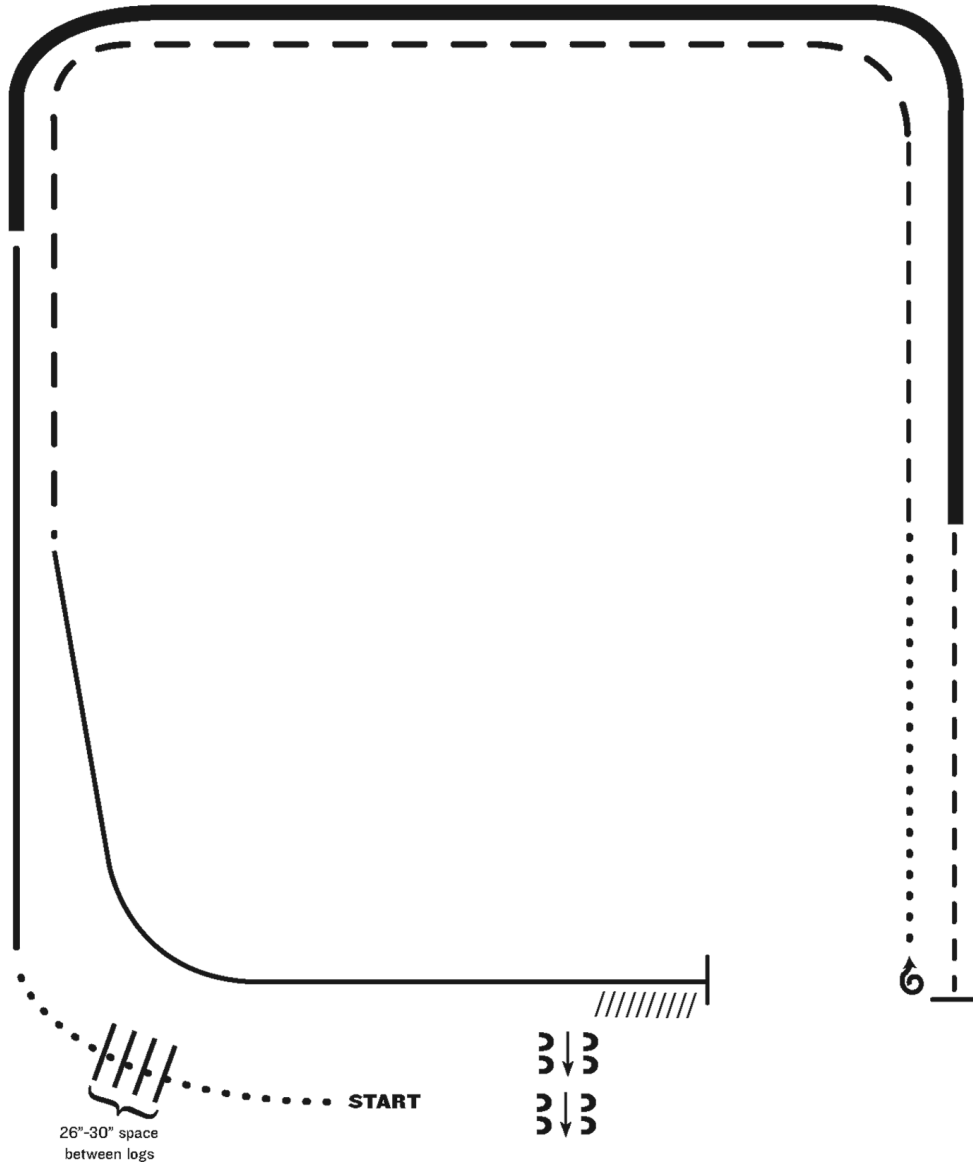
Bootastic Autumn Open Show

Youth/Non Pro Ranch Riding

Show Date: 10-28-2023

w w w . H o r s e S h o w P a t t e r n s . c o m

w w w . H o r s e S h o w P a t t e r n s . c o m



1. Walk
2. Walk over logs
3. Lope right lead
4. Extended lope (right lead)
5. Trot
6. Stop, 1 1/2 turns right
7. Walk
8. Trot
9. Extended trot
10. Lope left lead
11. Stop and Back
12. Side pass right

Note: The drawn description of this pattern is only intended for the general depiction of the pattern. Exhibitors should utilize the arena space to best exhibit their horses.

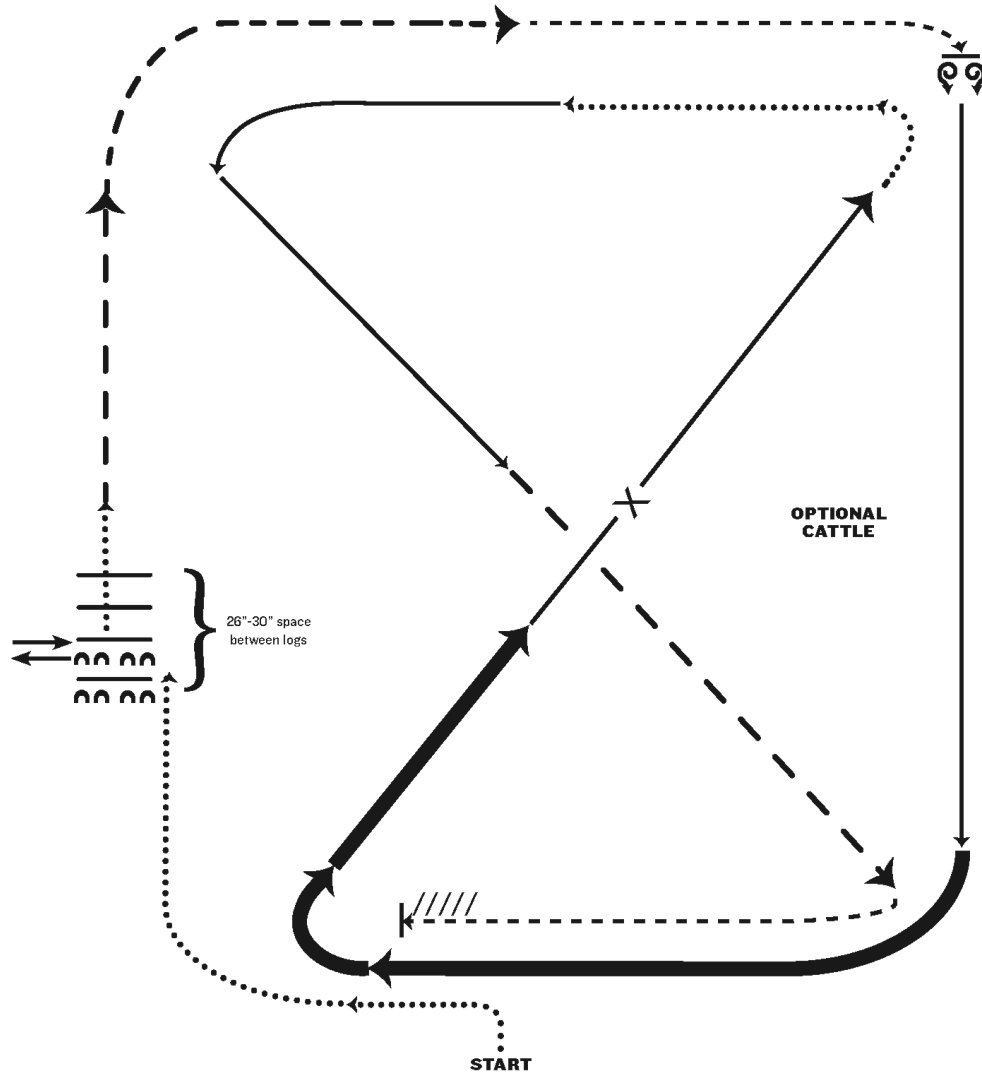
[RR/AQHA-6]

Pattern Provided by:

Bootastic Autumn Open Show

Open Ranch Riding

Show Date: 10-28-2023



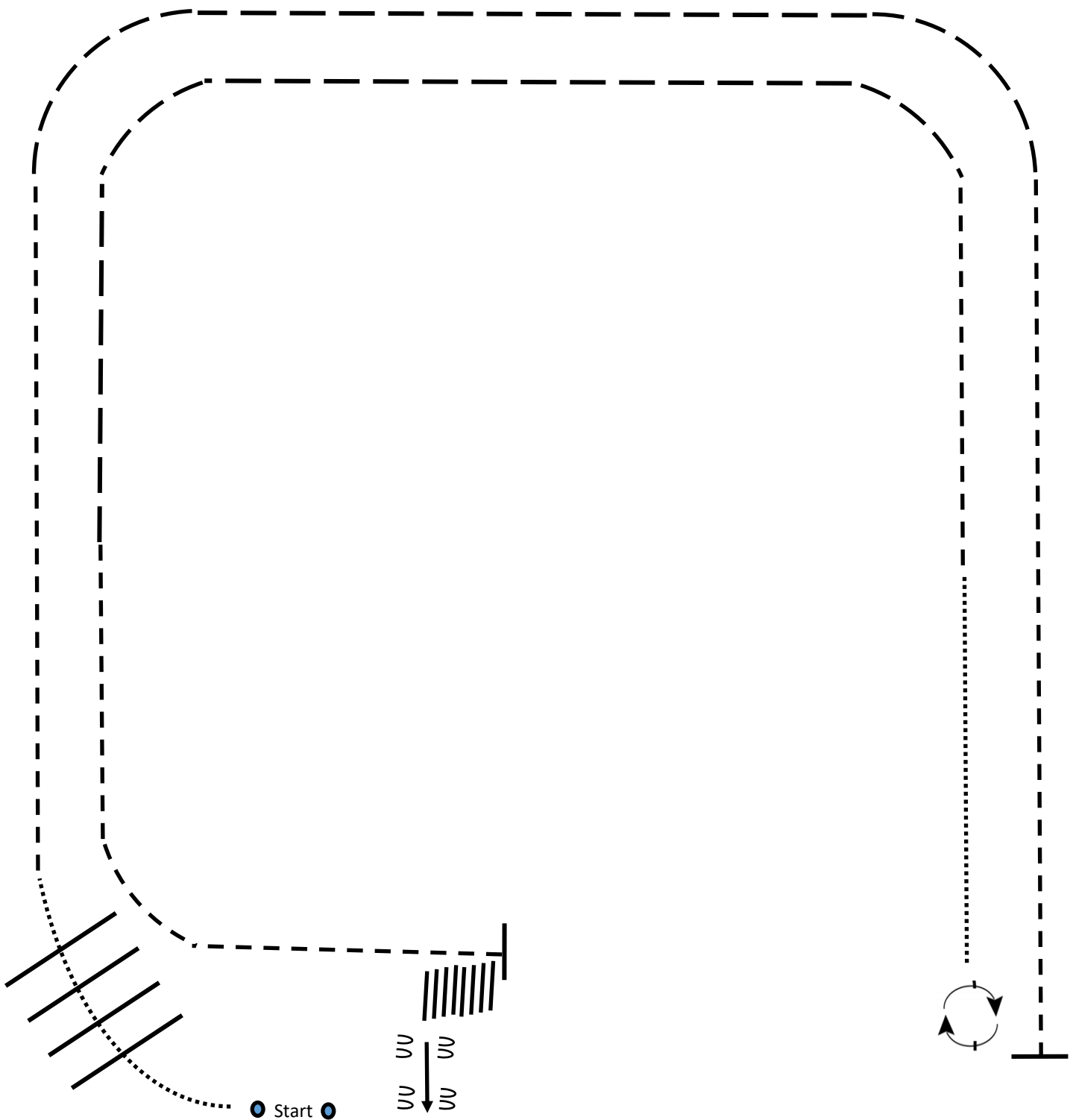
1. Walk
2. Side pass left across first log, side pass 1/2 way to right
3. Walk across logs
4. Extended trot
5. Trot
6. Stop, 360 degree turn each direction (either direction 1st) (L-R or R-L)
7. Lope right lead
8. Extended lope (right lead)
9. Collect lope, change leads (simple or flying)
10. Walk
11. Lope left lead
12. Extended trot
13. Trot
14. Stop and back

Note: The drawn description of this pattern is only intended for the general depiction of the pattern. Exhibitors should utilize the arena space to best exhibit their horses.

[RR/AQHA-8]

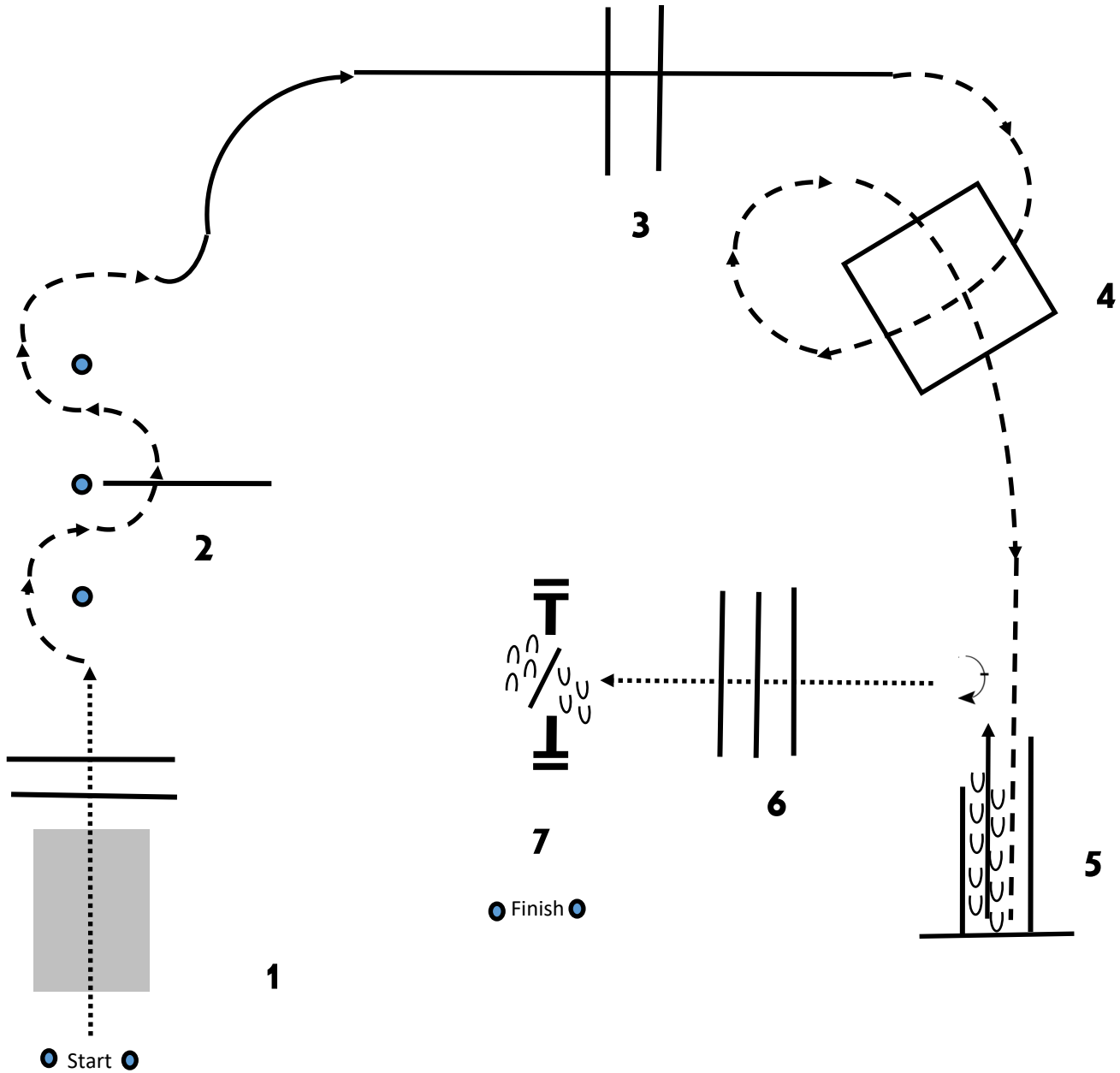
Pattern Provided by:

Walk-Trot Ranch Riding



- | | | |
|-------------------|-----------------------------|---------------------|
| 1. Walk | 5. Trot | 9. Extended trot |
| 2. Walk over logs | 6. Stop. 1 1/2 turns right. | 10. Trot |
| 3. Trot | 7. Walk | 11. Stop & Back |
| 4. Extended trot | 8. Trot | 12. Side pass right |

Ranch Trail



LEGEND—

WALK— →

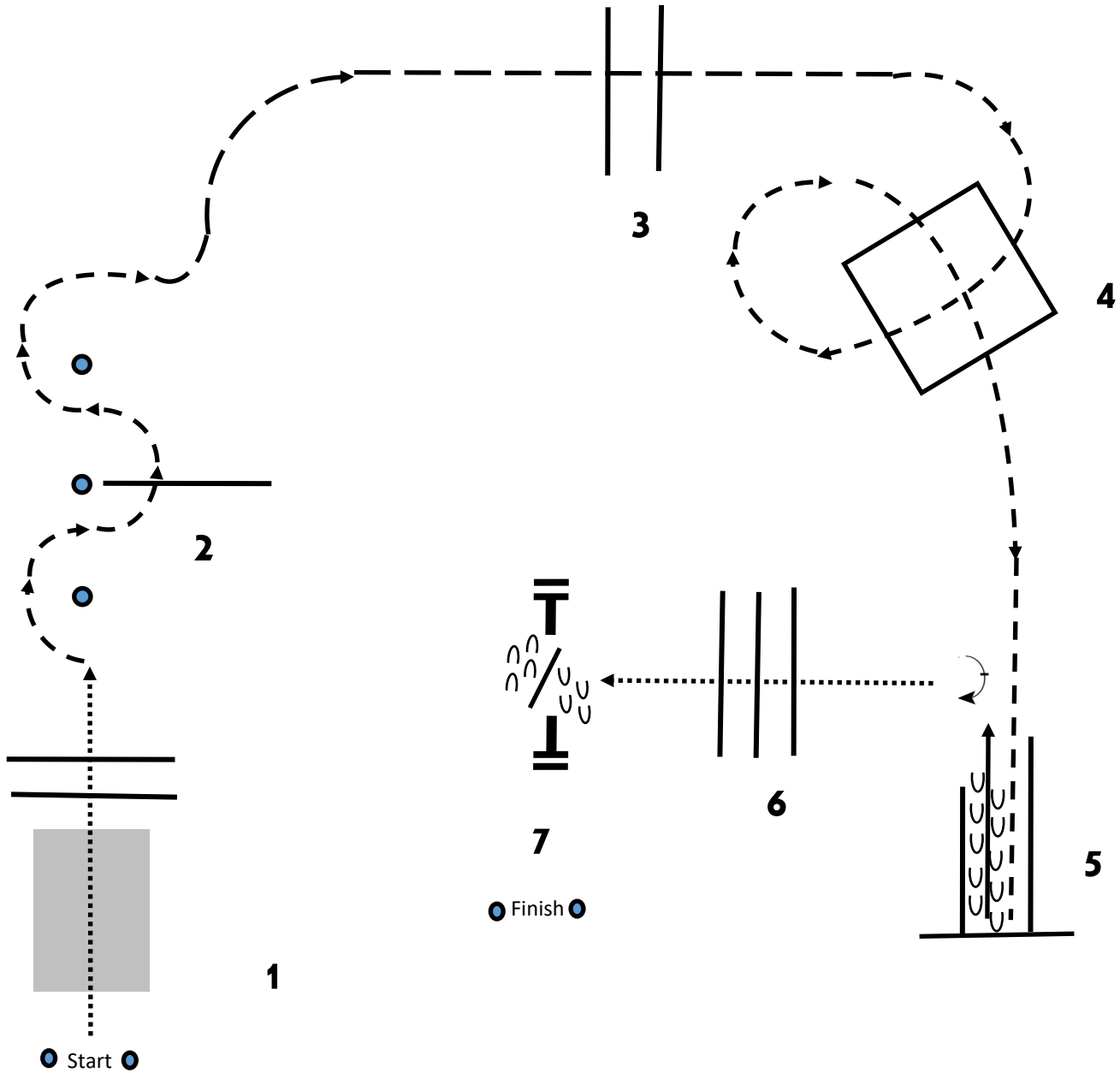
JOG— - - - - - →

LOPE— ———— →


BACK— cccc →

1. Walk over bridge & logs.
2. Trot through serpentine and over log.
3. Lope on the right lead over logs.
4. Trot through box and into chute.
5. Back out of chute.
6. Turn 90 degrees and walk over logs to gate.
7. Work gate with right hand.

Walk-Trot Ranch Trail



LEGEND—

- WALK—
- JOG— - - - -
- EXT TROT— - - - -
- BACK— 

1. Walk over bridge & logs.
2. Trot through serpentine and over log.
3. Extended trot over logs.
4. Trot through box and into chute.
5. Back out of chute.
6. Turn 90 degrees and walk over logs to gate.
7. Work gate with right hand.